

送承认日期 日期序列号	FS091220826-0095		
承认书 编号	FS-WI-SP-1106	发行 日期	20220826
版次	A/0	总页数	10



产品承认书

Specification for Approval

客户名称 Customer		客户代码	FC091
客户部件料号 Customer Part No.			
产品型号 Product Model	Encoder		
F-SWITCH 料号 Company Part No.	E8H8-7.5J30-9B15-F200		
产品规格 Prduct SPEC.	外贴片 SMT 型, 7.8×3.8mm 編碼器,安裝高度 7.5mm, 轴徑 3.0mm, 扭力 30gf,开关按力 200gf, 9 脉冲 18 定位, 壽命 10 萬次,标准手感。		

客户确认 Customer confirmation	
采购 Purchase	
品管 Quality	
工程 Engineer	
客户签署 (盖章) Sign for Customer Approved 确认日期: _____.	

公司确认 Company confirmation	
制作 Prepared by	
工程 Engineer	
批准 Approved by	
F-SWITCH 公司签署 (盖章) Sign for Company Approved 确认日期: _____.	

Index: P1: Specification drawing; P2-P10: Specification; P11:Paking drawing

深圳销售公司: 深圳市帝凡电子有限公司

工厂名称: 广东丰实卫奇电子科技有限公司

深圳地址: 深圳市光明新区公常路1271号中创汇A1栋201-209室

工厂地址: 广东省惠州市惠城区小金口柏岗路北173号

联系人: 武先生

联系电话: 18929355568 (微信同号)

联系人: 黄先生

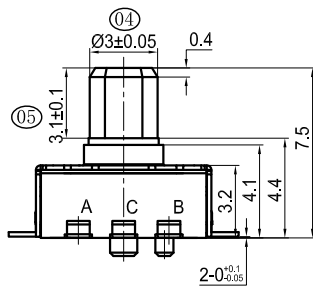
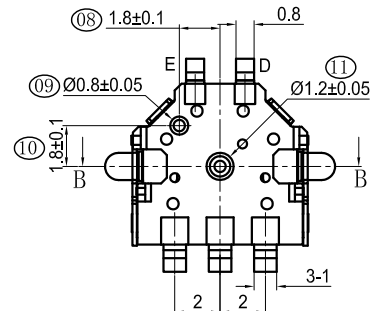
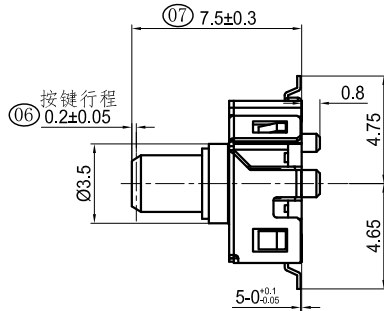
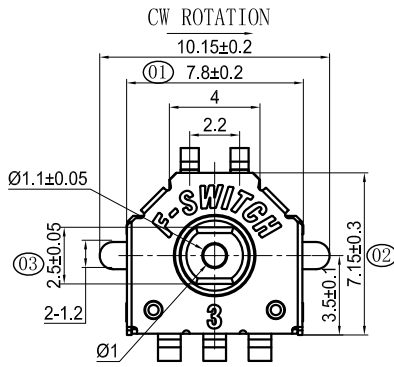
联系电话: 13902661069



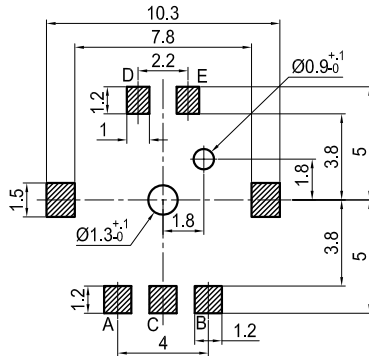
F-SWITCH ELECTRONICS CO.,LTD.

名称 TITLE	ENCODER	料号 PART NO.	E8H8-7.5J30-9B15-F200	图号 DRAWING NO.	FSE8-WI-DR-065
规格 SPEC	外贴片SMT型, 7.8×3.8mm編碼器, 安裝高度7.5mm, 軸徑3.0mm, 扭力30gf, 开关按力200gf, 9脉冲18定位, 壽命10萬次,				

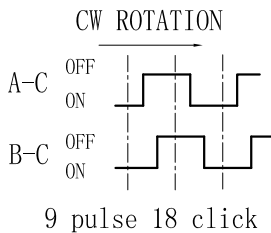
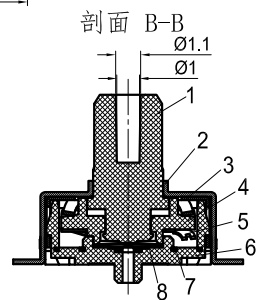
No.	Items	Standard	No.	Items	Standard
1(1.2)	Operating Temperature Range	-40°C to +85°C	19(7.1)	Mechanical Life	100,000 cycles(30 t/min, Torque attenuation <30%)
2(1.3)	Operating Relative Humidity	≤85% RH	20(7.2)	Electronics Life	100,000 cycles(30 t/min, Torque attenuation <30%)
3(3)	Ratings	DC 5V 0.5mA	19(7.3)	Switch Mechanical Life	100,000 cycles(60 t/min, Torque attenuation <30%)
4(4.1)	Contact Resistance	200mΩ Max(Initial status)	20(7.2)	Switch Electronics Life	100,000 cycles(60 t/min, Torque attenuation <30%)
5(4.2)	Insulation Resistance	50MΩ Min.	21(8.1)	Cold Proof	-40±2°C 96h
6(4.3)	Dielectric Voltage	AC50V · 60s	22(8.2)	Hot Proof	85±2°C 96h
7(4.4)	Output signal format	C.W.	23(8.3)	Moisture Resistance	40±2°C · 90-95%RH 96h
(5.2)		C.C.W.	24(8.4)	Temperature Cycling	-40~85°C · change 5 cycles
8(4.4)	Phase-different	T1,T2,T3,T4 ≥ 4mS	25(8.5)	Salt Mist	5% Nacl 24h
9(4.5)	Chattering	t1,t3 ≤ 3mS	26(8.6)	Vulcanization test	3% Na2s 3 minutes
10(4.5)	Bounce	t2 ≤ 2mS	Dimensions:		
11(5.1)	Detent points	18 detent points,each angle:20°±3°	1	7.8±0.3mm	
12(5.3)	Rotational force	30±10gf.cm (Initial status)	2	7.15±0.3mm	
12(5.3)	Push force	200±50gf (Initial status)	3	2.5±0.05mm	
12(5.3)	Restoring force	30gf (Initial status)	4	∅3.0±0.05mm	
13(5.4)	Tooth Intensity Value	/	5	3.1±0.1mm	
14(5.4)	Tooth sense consistency	/	6	0.2±0.05mm	
15(5.5)	Axial Swing Strength	100gf, 60S. Axial Swing <0.5mm	7	7.5±0.3mm	
16(5.6)	Terminal Strength	3N, 10S.	8	1.8±0.1mm	
17(6.2)	Solder Heat Resistance	SMT Soldering	255°C Max 3S Max, 230°C Min 30s Max	9	0.8±0.05mm
		Manual Soldering	350°C Max, 3s Max	10	1.8±0.1mm
18(6.1)	Solder Ability	255°C Max, 3S Min	11	1.2±0.05mm	



(Tolerance: ±0.1)
(P.C.B thickness t=1.0, 1.2)



Push Switch
(独立线路结构)



1. 材质清单 Material list

项目 ITEM	名称 Name	材质 MATERIAL
1	转轴 Shaft	工程塑料 (PA46)
2	盖片 Cover	铜合金 Copper alloy
3	定位片 Anchor Plate	不锈钢 Stainless Steel Strips
4	齿轮 Wheel gear	工程塑料 (PA46)
5	接触片 Contact Spring	磷铜合金 Copper alloy
6	底座 Base	工程塑料 (PA46)
7	端子 Terminal	磷铜合金 Copper alloy
8	弹片 Spring	不锈钢 Stainless Steel Strips

VER.	内容 S.U.B.	修改 MODIFY	日期 DATE	公差 TOLERANCE	单位 UNIT	张数 SHEET	图幅 SIZE	图类 TYPE
①				L<5 ±0.2	mm	1/1	A4	成品图
②				L<10 ±0.3	版本 REV.	设计 DSGD	审核 CHKD	核准 APPD
③				L<30 ±0.5	A0	DCC 2022.08.26 王宝莲	R&D 2022.08.26 陈列	黄炎 2022.08.26 丰奕卫奇
④				.X° ±2° 角法 P R O J.5	比例 SCALE			



<p>产品承认书 PRODUCT SPECIFICATION</p>	承认书编号 (SPC. No.)	FS-WI-SP-1106	页码 PAGE	2/9
	产品型号 MODEL	Encoder	版本 Edition	A0
	产品编码 PART NO.	E8H8-7.5J30-9B15-F200		

1. General Characteristics 一般特性:

- 1.1 Application: This specification is applied to rotary encoder used for general application.
适用范围: 该承认书适用于旋转编码开关的一般使用范围。
- 1.2 Operating Temperature Range: -25°C to $+85^{\circ}\text{C}$
使用温度范围: -25°C to $+85^{\circ}\text{C}$
- 1.3 Operating Relative Humidity: $\leq 85\%$ RH
相对湿度: $\leq 85\%$ RH
- 1.4 Test Conditions: Unless otherwise specified, the atmospheric conditions for making measurements and tests are as follows:
实验条件: 若没有特别说明, 则试验大气条件如下:
 Environment Temperature: 5°C ~ 35°C
 环境温度: 5°C ~ 35°C
 Relative Humidity: 45% ~ 85%
 相对湿度: 45% ~ 85%
 Atmospheric Pressure: 86 ~ 106Kpa (860 ~ 1060mbar)
 大气压力: 86 ~ 106Kpa (860 ~ 1060mbar)

2. Appearance, Structure and Dimensions 外观, 结构及尺寸:

- 2.1 Appearance: The encoder shall have good finishing, and no rust, crack or plating defects.
外观: 产品外观良好, 无锈蚀、裂纹和镀层缺陷。
- 2.2 Structure & Dimensions: Refer to individual product drawing.
结构及尺寸: 参见产品图纸
- 2.3 Markings: Refer to individual product drawing.
标识: 参见产品图纸。

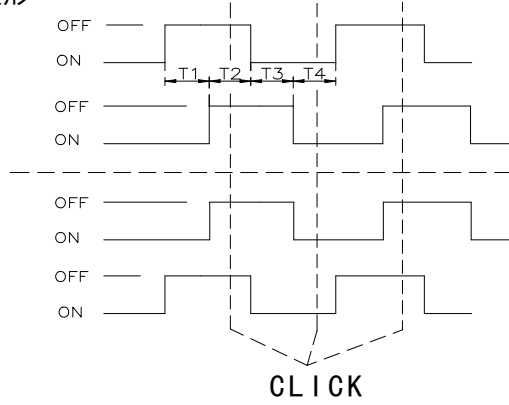
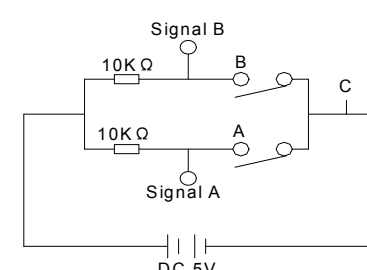
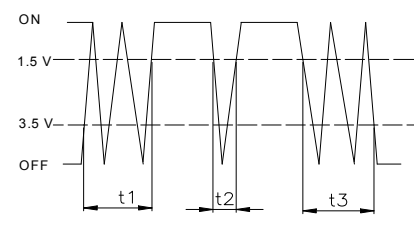
3. Ratings 额定负荷: 参见图纸规格表 (See drawing specification list)

4. Electrical Characteristics 电气特性:

No.	Item 项目	Criteria 标准	Test Method 实验方法
4.1	Contact Resistance 接触电阻	500m Ω Max.	Using the micro resistance tester with error less than 5% for testing. 使用误差小于 5% 的微电阻测试仪进行测试。
4.2	Insulation Resistance 绝缘电阻	50M Ω Min.	Using the insulation resistance tester, setting parameters to DC100V, The insulation resistance between the terminal and the cover, the terminal and the terminal is test, time is 60 seconds. 使用绝缘电阻测试仪, 设置参数为 DC100V, 测试端子与外壳, 端子与端子之间的绝缘电阻, 时间 60s
4.3	Dielectric Voltage 抗电强度	Nodielectric breakdown shall occur. 无击穿现象发生。	Using the voltage resistance tester, set the parameters to the AC100V, test the voltage resistance between the terminal and cover or terminal and terminal, time is 60s. 使用耐电压测试仪, 设置参数为 AC100V, 测试端子和外壳或端子与端子之间的耐电压、时间 60s。



产品承认书 PRODUCT SPECIFICATION	承认书编号 (SPC. No.)	FS-WI-SP-1106	页码 PAGE	3/9
	产品型号 MODEL	Encoder	版本 Edition	A0
	产品编码 PART NO.	E8H8-7.5J30-9B15-F200		

No.	Item 项目	Tandard 标准	Test Method 测试方法
4.4	Output signal format 输出信号	T1, T2, T3, T4 ≥ 4ms	2 Phase-different signals (signal A, signal B) Derails shown in (The broken line shows detent position.) A、B 两信号输出相位差，输出波形详细见图，卡点位置如下图所示（虚线表示带卡点装置的上擎子处位置）
		Shaft rotational direction 轴回转方向	Signal (Between terminals) 信号(端子之间) Output 输出波形 
		C. W.	A (A~C) B (B~C)
		C. C. W.	A (A~C) B (B~C)
4.5	Switching characteristics 切换特性	Chattering 振动 Fig. 2 t1, t3 < 3ms	<p>The encoder is connected to the circuit in Figure 1. The encoder rotates 360 degrees per second. When the circuit is switched from ON to OFF (i.e. from high voltage 3.5V to low voltage 1.5V), test circuit generates vibration time, when every times.</p> <p>将编码器按图 1 的电路接在示波器上，编码器每秒钟转动 360 度，当电路从 ON 到 OFF 的瞬间（即从高电压 3.5V 转换到低电压 1.5V 时），每次转换时，测试电路产生振动的时间。</p> <div style="display: flex; justify-content: space-around;"> <div data-bbox="606 1321 973 1635"> <p>Fig 1</p>  </div> <div data-bbox="1037 1366 1452 1635"> <p>Fig 2</p>  </div> </div>
		Sliding noise (Bounce) 跳动 Fig. 2 t2 < 2ms	<p>The encoder is connected to the circuit in Figure 1. The encoder rotates 360 degrees per second, when the circuit in the ON region, test circuit generation time of jitter. Beating position acquisition should be in the ON region of voltage change more than 1.5V voltage position. In the ON region, In the ON region, the voltage change more than 1.5V phenomenon occurs more than 2 times, it is considered to be continuous beating.</p> <p>将编码器按图 1 的电路接在示波器上，编码器每秒钟转动 360 度，当电路在 ON 区域时，测试电路产生跳动的的时间。跳动位置的获取应在 ON 区域，电压变化超过 1.5V 电压的位置。在 ON 区域，电压变化超过 1.5V 的现象出现 2 次以上的，被认为是连续跳动。</p>



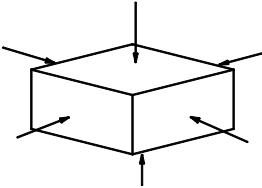
<p>产品承认书 PRODUCT SPECIFICATION</p>	承认书编号 (SPC. No.)	FS-WI-SP-1106	页码 PAGE	4/9
	产品型号 MODEL	Encoder	版本 Edition	A0
	产品编码 PART NO.	E8H8-7.5J30-9B15-F200		

5. Mechanical Characteristics 机械特性

No.	Item 项目	tandard 标准	Test Method 测试方法
5.1	Detent points 执子点数与位置	18 detent points each detent angle: $20^{\circ} \pm 3^{\circ}$ 18点执子 每点角度: $20^{\circ} \pm 3^{\circ}$	
5.2	Output waves 输出波形数	9pulse/360° 9脉波/360°	
5.3	Rotational force 旋转力矩	Reference spec drawing sheet 参见图纸	The test head is inserted into the rotating shaft , rotates according to the rotation direction of the shaft, and the experiment is carried out with the uniform rotation force. 把测试头插入转轴中, 沿轴的转动方向, 使用均匀的旋转力进行测试。
5.4	Shaft play in axial direction 轴向摆动	Shall be free from terminal looseness, damage and insulator breakage. The electrical performance requirements specified shall be satisfied. 端子无松动, 损坏及绝缘层的破裂。 电气性能应符合要求。	The encoder is welded on the printed circuit board, according to the vertical direction of the shaft, and apply $F \times L = 50mN \cdot m$ rotating force , times is 5s. 该编码器焊接在印刷电路板上, 根据轴的垂直方向, 并施加 $F \times L = 50mN \cdot m$ 旋转力, 时间 5s。
5.5	Terminal Strength 端子强度	Shall be free from terminal looseness, damage and insulator breakage. The electrical performance requirements specified shall be satisfied. 端子无松动, 损坏及绝缘层的破裂。 电气性能应符合要求。	A static load of 3N shall be applied to the tip of terminals for 10s in any direction. 任意方向施加 3N 作用力于接线末端, 持续时间 10s。



产品承认书 PRODUCT SPECIFICATION	承认书编号 (SPC. No.)	FS-WI-SP-1106	页码 PAGE	5/9
	产品型号 MODEL	Encoder	版本 Edition	A0
	产品编码 PART NO.	E8H8-7.5J30-9B15-F200		

No.	Item 项目	tandard 标准	Test Method 测试方法
5.6	Vibration Proof 振动	<p>After test, Contact resistance: 5 Ω Max. Insulation resistance: 10MΩ Min. The electrical performance requirements specified shall be satisfied. No abnormalities shall be recognized in appearance and construction.</p> <p>实验后: 接触电阻: 5Ω Max. 绝缘电阻: 10MΩ Min. 电气性能应符合要求。 表面及结构无明显变形。</p>	<p>Encoder shall be secured to a testing machine by a normal mounting device and method. Encoder shall be tested according to the following request:: Vibration frequency range = 10~55 Hz Total amplitude = 1.5mm Sweep ratio: 10~55~10Hz Approx. 1 min Method of changing the sweep vibration frequency: linear Direction of vibration: Three perpendicular directions including actuating direction. (6) Duration: 2 hours (6 hours in total)</p> <p>编码器采用常规的安装方法牢固地安装在试验设备上,并在下述参数条件下进行试验: (1) 振频=10-55Hz (2) 振幅 1.5mm (3) 振动变化速率: 10-55-10Hz 大约 1 分钟 (4) 变频方法: 线性型式 (5) 振动方向: 三个相互垂直的方向, 其中一个方向应是促动元件运动的方向。 (6) 时间: 每个方向 2 小时 (共 6 小时)。</p>
5.7	Mechanical Shock 冲击	<p>After test, Contact resistance: 5 Ω Max. Insulation resistance: 10MΩ Min. The Electrical performance requirements specified shall be satisfied. Shall be free from mechanical abnormalities.</p> <p>实验后: 接触电阻: 5Ω Max. 绝缘电阻: 10MΩ Min. 电气性能应符合要求。 表面无变形且操作无异常。</p>	<p>Encoder shall be tested according to the following request: Mounting Method: Normal Acceleration: 490m/s² (50G) Duration: 11ms Test Direction: 6 directions</p> <div style="text-align: center;">  </div> <p>(5) Number of shocks: 3 times per direction (18 times in total) 编码器在下述参数条件下进行试验: (1) 安装方法: 常规方法 (2) 加速度: 490m/s² (50G) (3) 时间: 11ms (4) 实验方向: 图示 6 方向 (5) 冲击次数: 每个方向 3 次 (总共 18 次)</p>



<p>产 品 承 认 书 PRODUCT SPECIFICATION</p>	承认书编号 (SPC. No.)	FS-WI-SP-1106	页码 PAGE	6/9
	产品型号 MODEL	Encoder	版本 Edition	A0
	产品编码 PART NO.	E8H8-7.5J30-9B15-F200		

6. Soldering Characteristics 焊接性能

No.	Item 项目	tandard 标准	Test Method 测试方法
6.1	Solder Ability 可焊性	Dip area should be more than 85% 浸锡面积应该超过 85%	<p>Encoder shall be tested according to the following request: Solder: Normal Flux: Rosin Flux having a nominal composition of 25% solids by mass of water white rosin in methyl alcohol solution. Soldering Temperature: $260 \pm 5^{\circ} \text{C}$ Immersing Time: $3 \pm 1\text{s}$ Flux immersing time shall be 5 ~10s in normal room temperature. Immersion Depth: Immersion depth shall be at copper plating portion of PCB after mounting. (Thickness of PCB=1.6mm) 编码器在下述参数条件下进行试验: (1) 焊料: 常规 (2) 焊剂: 焊剂, 质量百分比为 25%松香, 75%甲醇的无色透明溶液。 (3) 焊接温度: $260 \pm 5^{\circ}\text{C}$ 浸渍时间: $3 \pm 1\text{s}$ 焊剂浸渍时间: 5-10s (4) 浸渍深度: 接线端应浸到离开根部 1.6mm 处。</p>
6.2	Solder Heat Resistance 耐焊接热	No abnormalities shall be observed in appearance and operation. 无外观及功能损坏。	<p>Encoder shall be tested according to the following request: Solder: Normal Flux: Rosin Flux having a nominal composition of 25% solids by mass of water white rosin in methyl alcohol solution. Soldering Temperature & Immersing Time Dip Soldering $260 \pm 5^{\circ} \text{C}$ $5 \pm 1\text{s}$ Manual Soldering $330 \pm 10^{\circ} \text{C}$ $1 \sim 2\text{s}$ (4) Immersion Depth: (For Dip Soldering) Immersion depth shall be at copper plating portion of PCB after mounting. (Thickness of PCB=1.6mm) 编码器在下述参数条件下进行试验: (1) 焊料: 常规 (2) 焊剂: 焊剂, 质量百分比为 25%松香, 75%甲醇的无色透明溶液。 (3) 焊接温度及浸渍时间: 自动焊接 $260 \pm 5^{\circ}\text{C}$ $5 \pm 1\text{s}$ 手工焊接 $330 \pm 10^{\circ}\text{C}$ $1 \sim 2\text{s}$ (4) 浸渍深度: (对于手动焊接) 接线端应浸到离开根部 1.6mm 处。</p>



<p>产品承认书 PRODUCT SPECIFICATION</p>	承认书编号 (SPC. No.)	FS-WI-SP-1106	页码 PAGE	7/9
	产品型号 MODEL	Encoder	版本 Edition	A0
	产品编码 PART NO.	E8H8-7.5J30-9B15-F200		

7. Durability characteristics 耐久性能

No.	Item 项目	tandard 标准	Test Method 测试方法
7.1	Mechanical Life 机械寿命	After test Contact resistance: 10Ω Max. Insulation resistance:10MΩ Min. The decay of the operating force should be within + 30%. The electrical performance requirements specified shall be satisfied.	Operation shall be performed continuously at a rate of 30 cycles per minute without load, (Cycles reference drawing) 在不带负荷的条件下, 速度为 30 次/分, 在寿命试验设备上连续转换, (次数参见图纸)
7.2	Electronics Life 电气寿命	实验后: 接触电阻: 10Ω Max. 绝缘电阻: 10MΩ Min. 操作力衰变应在±30%以内。 电气性能应符合要求。	Operation shall be performed continuously at a rate of 30 cycles per minute load as follow, (Cycles reference drawing) 0.5mA 5VDC 在带以下负荷的条件下, 速度为 30 次/分, 在寿命试验设备上连续转换(次数参见图纸) 0.5mA 5VDC

8. Weather Proof Characteristics 耐候性能:

8.1	Cold Proof 低温	After test, Contact resistance: 5ΩMax. Insulation resistance: 10MΩ Min. The Electrical performance requirements specified shall be satisfied.	After testing at $-25 \pm 2^{\circ} \text{C}$ for 96 hours, the encoder shall be allowed to stand under normal temperature and humidity conditions for 1 hour, and measurement shall be made within 1 hour after that. Water drops shall be eliminated. 试件在 $-25 \pm 2^{\circ} \text{C}$ 的温控箱内保持 96 小时, 然后在正常温度和湿度下恢复 1 小时, 并在此后 1 小时内对试品进行测量, 水滴应消失。
8.2	Hot Proof 高温	实验后: 接触电阻: 5Ω Max. 绝缘电阻: 10MΩ Min. 电气性能应符合要求。	After testing at $85 \pm 2^{\circ} \text{C}$ for 96 hours, the encoder shall be allowed to stand under normal temperature and humidity conditions for 1 hour, and measurement shall be made within 1 hour after that. 试件在 $85 \pm 2^{\circ} \text{C}$ 的温控箱内保持 96 小时, 然后在正常温度和湿度下恢复 1 小时, 并在此后 1 小时内对试品进行测量, 水滴应消失。



<p>产品承认书 PRODUCT SPECIFICATION</p>	承认书编号 (SPC. No.)	FS-WI-SP-1106	页码 PAGE	8/9
	产品型号 MODEL	Encoder	版本 Edition	A0
	产品编码 PART NO.	E8H8-7.5J30-9B15-F200		

No.	Item 项目	tandard 标准	Test Method 测试方法
8.3	Moisture Resistance 恒定湿热	<p>After test, Contact resistance: 5Ω Max. Insulation resistance: 10MΩ Min. The Electrical performance requirements specified shall be satisfied. 实验后: 接触电阻: 5Ω Max. 绝缘电阻: 10MΩ Min. 电气性能应符合要求。</p>	<p>After testing at 40±2° C, 90~95% RH for 96 hours, the encoder shall be allowed to stand under normal temperature and humidity conditions for 1 hour, and measurement shall be made within 1 hour after that. Water drops shall be eliminated. 试件在 40±2°C, 90~95%RH 的温控箱内保持 96 小时, 然后在正常温度和湿度下恢复 1 小时, 并在此后 1 小时内对试品进行测量, 水滴应消失。</p>
8.4	Temperature Cycling 温度转换	<p>After test, Contact resistance: 5Ω Max. Insulation resistance: 10MΩ Min. The electrical performance requirements specified shall be satisfied. 实验后: 接触电阻: 5Ω Max. 绝缘电阻: 10MΩ Min. 电气性能应符合要求。</p>	<p>After 5 cycles of following conditions, the encoder shall be allowed to stand under normal temperature and humidity conditions for 1 hour, and measurement shall be made within 1 hour after that. Water drops shall be eliminated. 试件按下述实验条件试验 5 次, 然后在正常温度和湿度下恢复 1 小时, 并在此后 1 小时内对试品进行测量, 水滴应消失。</p>
8.5	Salt Mist 盐雾实验	<p>No remarkable corrosion effecting product function shall be recognized in metal part. 在金属件上没有影响产品性能的腐蚀斑点。</p>	<p>The encoder shall be checked after the following test: Temperature: 35±2° C Salt Solution: 5±1% (Solids by mass). Salt deposit shall be removed by running water. (4) Duration: 24 hours 试件在下述实验后测量: (1) 温度: 35±2°C (2) 盐溶液浓度: 5±1% (质量百分比)。 (3) 盐沉积物用水冲掉。 (4) 时间: 24 小时</p>



产 品 承 认 书 PRODUCT SPECIFICATION	承认书编号 (SPC. No.)	FS-WI-SP-1106	页码 PAGE	9/9
	产品型号 MODEL	Encoder	版本 Edition	A0
	产品编码 PART NO.	E8H8-7.5J30-9B15-F200		

9. Management of environmental hazardous substances 环境有害物质管理

This product complies with the "√" hook under the environmental hazardous substances management standard selection.

本产品符合下方“√”勾选的环境有害物质管理标准。

√	本产品符合欧盟 ROHS 2.0 标准要求.
	本产品符合 HF 标准要求.
	本产品符合 REACH 标准要求.

10. Storage condition 贮存条件:

10.1 In order to protect the switch performance and the soldering conditions, it should keep the switch under the following conditions:

为防止本产品的性能劣化和耐焊性等性能受到影响, 请保管在以下的条件和环境下:

10.1.1. Temperature of -20°C to $+80^{\circ}\text{C}$, with humidity lower than 85%RH;

温度 -20°C 以上, $+80^{\circ}\text{C}$ 以下, 湿度85% 以下的环境。

10.1.2. Avoid storing in the environment containing corrosive gas;

避免保存在含有腐蚀性气体等的空气中。

10.1.3. Avoid keeping it in the location with direct sunlight.


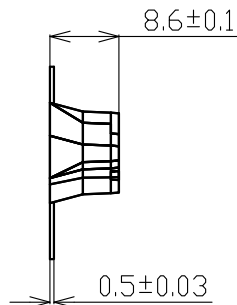
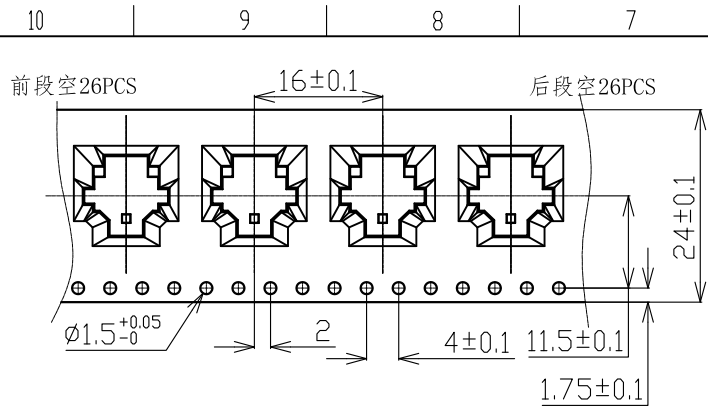
避免保存在日光能直射的场所。

10.1.4. Store using the standard packing without exerting force.

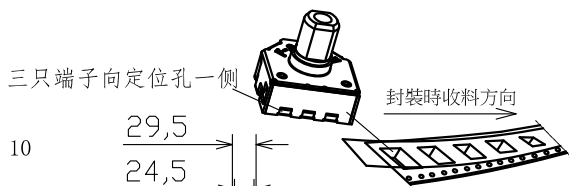
在不施加负重外力的包装状态下进行保管。

10.2 The standard storage period is 6 months before opening the package. Preferably to be used as soon as possible. After opening the package, you should put the remaining switches in a plastic bag to prevent from damp and corrosive gas with maximum up to 3 months.

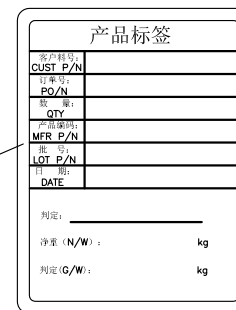
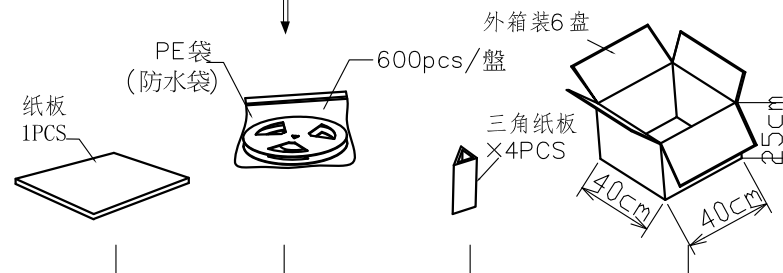
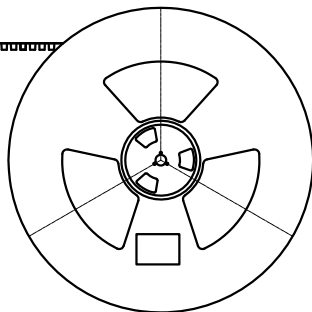
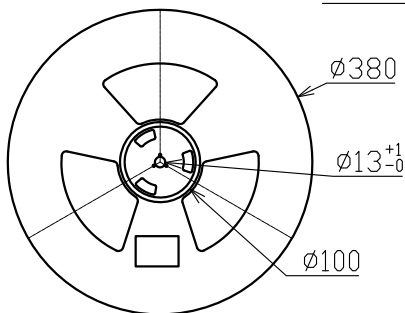
产品未打开包装的保存标准期限为6个月。打开包装后有剩余品时, 应将剩余部分以胶袋包装好以同外界隔离, 请进行合适的防湿, 防腐蚀气体等处理后进行保管, 保存期限为3个月。



干燥剂×1



料盘图 1: 10



贴右上角

每箱装3600PCS

包装要求:

1. 料盘封装时, 应按图纸要求的方向进行封装(三只端子向定位孔一侧)。
2. 每盘封装600pcs成品, 要求每盘前段与后段各空26pcs以上。
3. 标签贴于料盘标签处, 并一致朝上。
4. 使用PE胶袋封装, 并置入1包干燥剂, 以热封式封住袋口, 每袋装1盘。
5. 将包好的料盘平置于箱中(一箱装6个料盘)。
6. 将三角板置于箱中四个角落, 然后用胶带封合。
7. 在外箱填写上与出货型号相应的产品信息。
8. 在包装箱一侧右上角贴上物料标签, 标签须填写清晰。

A	10	9	8	7	6	5	4	3	2	1					
				修改 MODIFY	F-SWITCH ELECTRONIC TECHNOLOGY.,LTD			单位 UNIT	mm	设计 DSCD	审核 CHKD	核准 APPD			
								GENERAL TOLERANCE			一般公差				
					名称 TITLE	E8编码器7.5贴片产品包装图			材料 MATERIAL		DCC 2022.08.26 王宝莲	R&D 2022.08.26 陈列	黄炎 2022.08.26 申实卫奇		
					料号 PART NO.	/			体积 VOLUME					比例 SCALE	1:3:1
				图号 DRAWING NO.	FSE8-WI-PK-003			重量 WEIGHT		角法 PROJ.		张数 SHEET	1/1	图类 TYPE	包装图