

送承认日期 日期序列号	FS091231018-0506		
承认书 编号	FS-WI-SP-1517	发行 日期	20230107
版次	A/0	总页数	9



产品承认书

Specification for Approval

客户名称 Customer		客户代码	FC091
客户部件料号 Customer Part No.			
产品型号 Product Model	编码器 Encoder		
F-SWITCH 料号 Company Part No.	E8E6-3. 2C60-9B34		
产品规格 Prduct SPEC.	卧式外贴 SMT 型, 7.8×3.8mm 编码器, 本体厚度 3.2mm, 孔径 1.74mm, 扭力 60gf, 9 脉冲 18 定位, 标准齿感, 寿命 3 万次。		

客户确认 Customer confirmation	
采购 Purchase	
品管 Quality	
工程 Engineer	
客户签署 (盖章) Sign for Customer Approved 确认日期: _____	

公司确认 Company confirmation	
制作 Prepared by	
工程 Engineer	
批准 Approved by	
F-SWITCH 公司签署 (盖章) Sign for Company Approved 确认日期: _____	

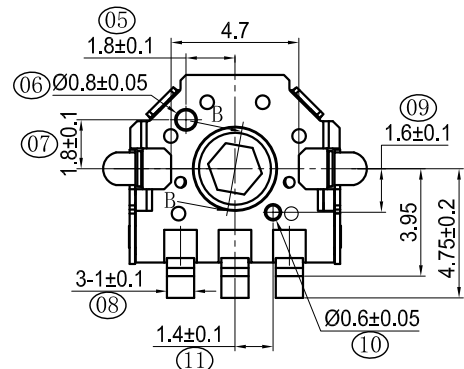
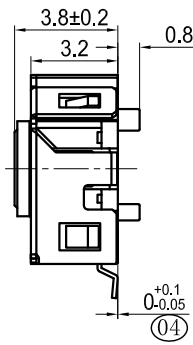
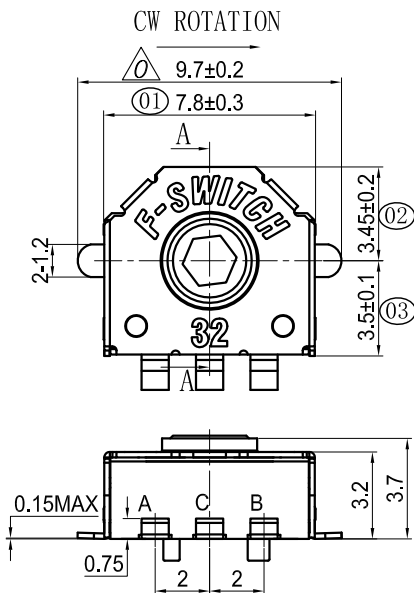
Index: P1: Specification drawing; P2-P19: Specification; P10: Paking drawing



F-SWITCH ELECTRONICS CO.,LTD.

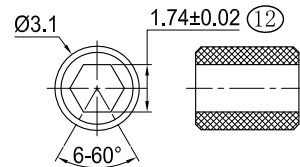
名称 TITLE	ENCODER	料号 PART NO.	E8E8-3.2C60-9B34	图号 DRAWING NO.	FSE8-WI-DR-031
规格 SPEC	卧式外贴SMT型, 7.8×3.8mm 编码器, 本体厚度3.2mm, 孔径1.74mm, 扭力60gf, 9脉冲18定位, 标准齿感, 寿命3万次。				

No.	Items	Standard	No.	Items	Standard
1(1.2)	Operating Temperature Range	-25°C to +85°C	19(7.1)	Mechanical Life	30,000 cycles (30 t/min, Torque attenuation <30%)
2(1.3)	Operating Relative Humidity	≤85% RH	20(7.2)	Electronics Life	30,000 cycles (30 t/min, Torque attenuation <30%)
3(3)	Ratings	DC 5V (Max 50mA, Min 0.5mA)	21(8.1)	Cold Proof	-25±2°C 96h
4(4.1)	Contact Resistance	200mΩ Max (Initial status)	22(8.2)	Hot Proof	85±2°C 96h
5(4.2)	Insulation Resistance	50MΩ Min (Initial status)	23(8.3)	Moisture Resistance	40±2°C, 90-95%RH 96h
6(4.3)	Dielectric Voltage	AC50V, 60s	24(8.4)	Temperature Cycling	-25~85°C, change 5 cycles
7(4.4)	Output signal format	C.W. 9pulse/360°, A(A~C), B(B~C)	25(8.5)	Salt Mist	5% NaCl 24h
(5.2)		C.C.W. 9pulse/360°, B(B~C), A(A~C)	26(8.6)	Vulcanization test	2% Na2S 2 minutes
8(4.4)	Phase-different	T1, T2, T3, T4 ≥ 4mS	Dimensions:		
9(4.5)	Chattering	t1, t3 ≤ 3mS	1	7.8±0.3mm	12 1.74±0.02mm
10(4.5)	Bounce	t2 ≤ 2mS	2	3.45±0.2mm	
11(5.1)	Detent points	18 detent points, each angle: 20°±3°	3	3.5±0.1mm	
12(5.3)	Rotational force	60±20gf.cm (Initial status)	4	0+0.1/-0.05mm	
13(5.4)	Tooth Intensity Value	≥70%	5	1.8±0.1mm	
14(5.4)	Tooth sense consistency	≤35%	6	∅0.8±0.05mm	
15(5.5)	Axial Swing Strength	100gf, 60S.	7	1.8±0.1mm	
16(5.6)	Terminal Strength	3N, 10S.	8	1.0±0.1mm	
17(6.2)	Solder Heat Resistance	Dip Soldering 255°C Max 3SMax, 230°C Min 30s Max	9	1.6±0.1mm	
		Manual Soldering 350°C Max, 3s Max	10	∅0.6±0.05mm	
18(6.1)	Solder Ability	255°C Max, 3SMax	11	1.4±0.1mm	

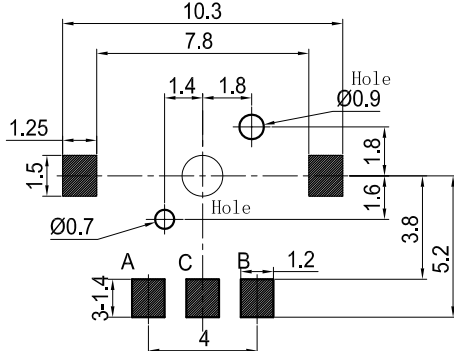
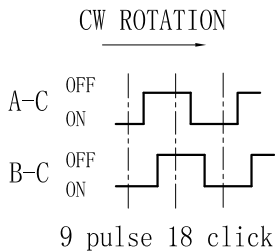


Shaft hole shape and dimension

剖面 B-B



(Tolerance: ±0.1)
(P. C. B thickness t=1.0, 1.2)



1. 材质清单 Material list

项目 ITEM	名称 Name	材质 MATERIAL
1	盖片 Cover	铜合金 Copper alloy
2	定位片 Anchor Plate	不锈钢 Stainless Steel Strips
3	齿轮 Wheel gear	工程塑料 (PA46)
4	底座 Base	工程塑料 (PA46) 棕色
5	接触片 Contact Spring	铜合金 Copper alloy
6	端子 Terminal	铜合金 Copper alloy

VER.	内容 S.U.B.	修改 MODIFY	日期 DATE	公差 TOLERANCE	单位 UNIT	张数 SHEET	图幅 SIZE	图类 TYPE
①	焊锡脚由原尺寸: 10.15mm, 修改为: 9.7mm。	wang	20230602	L<5 ±0.2	mm	1/1	A4	成品图
②				L<10 ±0.3	版本 REV.	设计 DSGD	审核 CHKD	核准 APPD
③				L<30 ±0.5	比例 SCALE	DCC 2023.10.18 王宝莲	R&D 2023.10.18 陈列	黄炎 2023.10.18 丰安卫奇
④				.X° ±2° 角法 P R O J.5	5:1			



产品承认书 PRODUCT SPECIFICATION	承认书编号 (SPC. No.)	FS-WI-SP-1517	页码 PAGE	2/10
	产品型号 MODEL	Encoder	版本 Edition	A0
	产品编码 PART NO.	E8E8-3. 2C60-9B34		

1. General Characteristics 一般特性:

- 1.1 Application: This specification is applied to rotary encoder used for general application.
适用范围: 该承认书适用于旋转编码开关的一般使用范围。
- 1.2 Operating Temperature Range: -25°C to $+85^{\circ}\text{C}$
使用温度范围: -25°C to $+85^{\circ}\text{C}$
- 1.3 Operating Relative Humidity: $\leq 85\%$ RH
相对湿度: $\leq 85\%$ RH
- 1.4 Test Conditions: Unless otherwise specified, the atmospheric conditions for making measurements and tests are as follows:
实验条件: 若没有特别说明, 则试验大气条件如下:
Environment Temperature: 5°C ~ 35°C
环境温度: 5°C ~ 35°C
Relative Humidity: 45% ~ 85%
相对湿度: 45% ~ 85%
Atmospheric Pressure: $86\sim 106\text{Kpa}$ ($860\sim 1060\text{mbar}$)
大气压力: $86\sim 106\text{Kpa}$ ($860\sim 1060\text{mbar}$)

2. Appearance, Structure and Dimensions 外观, 结构及尺寸:

- 2.1 Appearance: The encoder shall have good finishing, and no rust, crack or plating defects.
外观: 产品外观良好, 无锈蚀、裂纹和镀层缺陷。
- 2.2 Structure & Dimensions: Refer to individual product drawing.
结构及尺寸: 参见产品图纸
- 2.3 Markings: Refer to individual product drawing.
标识: 参见产品图纸。

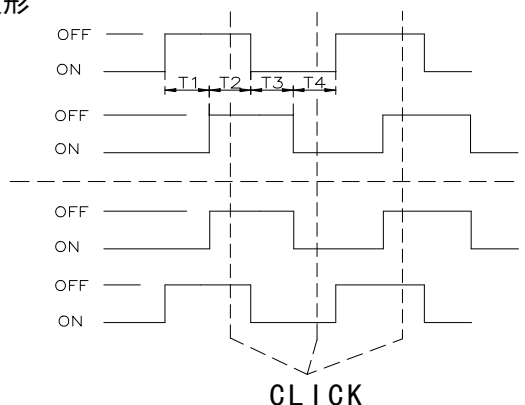
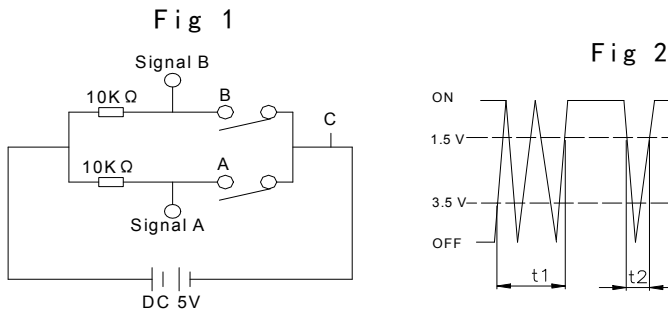
3. Ratings 额定负荷: DC 5V (Max 50mA, Min 0.5mA)

4. Electrical Characteristics 电气特性:

No.	Item 项目	Criteria 标准	Test Method 实验方法
4.1	Contact Resistance 接触电阻	200m Ω Max. (初始值 initial value)	Using the micro resistance tester with error less than 5% for testing. 使用误差小于 5% 的微电阻测试仪进行测试。
4.2	Insulation Resistance 绝缘电阻	50M Ω Min. (初始值 initial value)	Using the insulation resistance tester, setting parameters to DC100V, The insulation resistance between the terminal and the cover, the terminal and the terminal is test, time is 60 seconds. 使用绝缘电阻测试仪, 设置参数为 DC50V, 测试端子与外壳, 端子与端子之间的绝缘阻抗, 时间 60s
4.3	Dielectric Voltage 抗电强度	Nodielectric breakdown shall occur. 无击穿现象发生。	Using the voltage resistance tester, set the parameters to the AC100V, test the voltage resistance between the terminal and cover or terminal and terminal, time is 60s. 使用耐电压测试仪, 设置参数为 AC100V, 测试端子和外壳或端子与端子之间的耐电压、时间 60s。



产品承认书 PRODUCT SPECIFICATION	承认书编号 (SPC. No.)	FS-WI-SP-1517	页码 PAGE	3/10
	产品型号 MODEL	Encoder	版本 Edition	A0
	产品编码 PART NO.	E8E8-3. 2C60-9B34		

No.	Item 项目	Tandard 标准	Test Method 测试方法
4.4	Output signal format 输出信号	T1, T2, T3, T4 ≥ 4mS	2 Phase-different signals (signalA, signalB) Derails shown in (The broken line shows detent position.) A、B 两信号输出相位差，输出波形详细见图，卡点位置如下图所示（虚线表示带卡点装置的上擎子处位置）
		Shaft rotational direction 轴回转方向	Signal (Between terminals) 信号 (端子之间) 
		C. W.	A (A~C) B (B~C)
		C. C. W.	A (A~C) B (B~C)
4.5	Switching characteristics 切换特性	Chattering 振动 Fig. 2 t1, t3 < 3ms	The encoder is connected to the circuit in Figure 1. The encoder rotates 360 degrees per second. When the circuit is switched from ON to OFF (i.e. from high voltage 3.5V to low voltage 1.5V), test circuit generates vibration time, when every times. 将编码器按图 1 的电路接在示波器上，编码器每秒钟转动 360 度，当电路从 ON 到 OFF 的瞬间（即从高电压 3.5V 转换到低电压 1.5V 时），每次转换时，测试电路产生振动的时间。 
		Sliding noise (Bounce) 跳动 Fig. 2 t2 < 2ms	The encoder is connected to the circuit in Figure 1. The encoder rotates 360 degrees per second, when the circuit in the ON region, test circuit generation time of jitter. Beating position acquisition should be in the ON region of voltage change more than 1.5V voltage position. In the ON region, In the ON region, the voltage change more than 1.5V phenomenon occurs more than 2 times, it is considered to be continuous beating. 将编码器按图 1 的电路接在示波器上，编码器每秒钟转动 360 度，当电路在 ON 区域时，测试电路产生跳动的的时间。跳动位置的获取应在 ON 区域，电压变化超过 1.5V 电压的位置。 在 ON 区域，电压变化超过 1.5V 的现象出现 2 次以上的，被认为是连续跳动。



产 品 承 认 书 PRODUCT SPECIFICATION	承认书编号 (SPC. No.)	FS-WI-SP-1517	页码 PAGE	4/10
	产品型号 MODEL	Encoder	版本 Edition	A0
	产品编码 PART NO.	E8E8-3. 2C60-9B34		

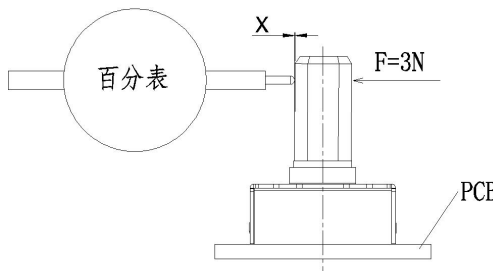
No.	Item 项目	tandard 标准	Test Method 测试方法
4.6	Bounce 抖动	ON bounce: 10ms max. OFF bounce: 10ms max. ON 抖动时间: 10ms max. OFF 抖动时间: 10ms max.	<p>Lightly striking the center of the stem at a rate encountered in normal use (3 to 4 operations per sec.) bounce shall be tested at "ON" and "OFF". 以 3-4 次/sec 的速度按压</p>

5. Mechanical Characteristics 机械特性

No.	Item 项目	tandard 标准	Test Method 测试方法
5.1	Detent points 执子点数与位置	18 detent points each detent angle: 20° ± 3° 18 点执子 每点角度: 20° ± 3°	
5.2	Output waves 输出波形数	9 pulse/360° 9 脉波/360°	
5.3	Rotational force 旋转力矩	Reference spec drawing 参见图纸	The test head is inserted into the rotating shaft, rotates according to the rotation direction of the shaft, and the experiment is carried out with the uniform rotation force. 把测试头插入转轴中, 沿轴的转动方向, 使用均匀的旋转力进行测试。
5.4	Operating Force 操作力(带开关功能适用)	Reference spec drawing 参见图纸	Apply a tension load on the midpoint of the actuator (or 1mm to the tip of the shaft) to supply a pressure vertically from its free position to operating position. 在操作元件中间(或在离操作元件末端 1mm 处)沿操作方向均匀施加静载荷, 使操作元件转换到动作位置。
5.5	Releasing Force 回复力(带开关功能适用)	Reference spec drawing 参见图纸	The value to which the force in the actuator midpoint (or 1mm to the tip of the shaft) must be reduced to allow the contact to the normal position. 在操作元件末端沿操作方向均匀减少静载荷, 使操作元件从动作位置转换到自由位置。
5.6	Pre Travels 行程(带开关功能适用)	Reference spec drawing 参见图纸	The distance vertically through, which the midpoint of the actuator (or tip of the shaft) trip move from its free position to operating position. 从自由位置到动作位置的距离。

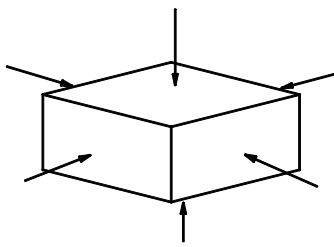


产 品 承 认 书 PRODUCT SPECIFICATION	承认书编号 (SPC. No.)	FS-WI-SP-1517	页码 PAGE	5/10
	产品型号 MODEL	Encoder	版本 Edition	A0
	产品编码 PART NO.	E8E8-3. 2C60-9B34		

No.	Item 项目	tandard 标准	Test Method 测试方法
5.7	Shaft play in axial direction 轴向摆动(带轴功能适用)	The shaft swings : $X < 0.5\text{mm}$. The electrical performance requirements specified shall be satisfied. 转轴摆动: $X < 0.5\text{mm}$. 电气性能应符合要求。	<p>The encoder is welded to the printed circuit board, and the dial gauge test head is applied to the top 1.5mm of the vertical direction of the shaft. Then, a static pressure of 5N is applied in the opposite direction, and the dial gauge is reset to zero. After releasing the static pressure, the value is read. Test the 4 directions as described above.</p> <p>编码器焊接在印刷电路板上, 将百分表测试头作用于轴的垂直方向顶端 1.5mm 处, 然后在反方向施加 3N 静压力, 然后百分表归零, 释放静压力后读取数值。按上述方法持续 4 个方向。</p> 
5.8	Terminal Strength 端子强度	Shall be free from terminal looseness, damage and insulator breakage. The electrical performance requirements specified shall be satisfied. 端子无松动, 损坏及绝缘层的破裂。 电气性能应符合第 4 项要求。	<p>A static load of 3N shall be applied to the tip of terminals for 10s in any direction. 任意方向施加 3N 作用力于接线端末端, 持续时间 10s.</p>



<p>产品承认书 PRODUCT SPECIFICATION</p>	承认书编号 (SPC. No.)	FS-WI-SP-1517	页码 PAGE	6/10
	产品型号 MODEL	Encoder	版本 Edition	A0
	产品编码 PART NO.	E8E8-3. 2C60-9B34		

No.	Item 项目	tandard 标准	Test Method 测试方法
5.9	Vibration Proof 振动	<p>After test, Contact resistance: 5 Ω Max. Insulation resistance: 10M Ω Min. The electrical performance requirements specified shall be satisfied. No abnormalities shall be recognized in appearance and construction. 实验后: 接触电阻: 5Ω Max. 绝缘电阻: 10MΩ Min. 电气性能应符合要求。 表面及结构无明显变形。</p>	<p>Encoder shall be secured to a testing machine by a normal mounting device and method. Encoder shall be tested according to the following request: Vibration frequency range = 10~55 Hz Total amplitude = 1.5mm Sweep ratio: 10~55~10Hz Approx. 1 min Method of changing the sweep vibration frequency: linear Direction of vibration: Three perpendicular directions including actuating direction. (6) Duration: 2 hours (6 hours in total) 编码器采用常规的安装方法牢固地安装在试验设备上, 并在下述参数条件下进行试验: (1) 振频=10-55Hz (2) 振幅 1.5mm (3) 振动变化速率: 10-55-10Hz 大约 1 分钟 (4) 变频方法: 线性型式 (5) 振动方向: 三个相互垂直的方向, 其中一个方向应是促动元件运动的方向。 (6) 时间: 每个方向 2 小时 (共 6 小时)。</p>
5.10	Mechanical Shock 冲击	<p>After test, Contact resistance: 5 Ω Max. Insulation resistance: 10M Ω Min. The Electrical performance requirements specified shall be satisfied. Shall be free from mechanical abnormalities. 实验后: 接触电阻: 5Ω Max. 绝缘电阻: 10MΩ Min. 电气性能应符合要求。 表面无变形且操作无异常。</p>	<p>Encoder shall be tested according to the following request: Mounting Method: Normal Acceleration: 490m/s² (50G) Duration: 11ms Test Direction: 6 directions (5) Number of shocks: 3 times per direction (18 times in total) 编码器在下述参数条件下进行试验: (1) 安装方法: 常规方法 (2) 加速度: 490m/ s² (50G) (3) 时间: 11ms (4) 实验方向: 图示 6 方向 (5) 冲击次数: 每个方向 3 次 (总共 18 次)</p> <div style="text-align: center;">  </div>



产品承认书 PRODUCT SPECIFICATION	承认书编号 (SPC. No.)	FS-WI-SP-1517	页码 PAGE	7/10
	产品型号 MODEL	Encoder	版本 Edition	A0
	产品编码 PART NO.	E8E8-3. 2C60-9B34		

6. Soldering Characteristics 焊接性能

No.	Item 项目	tandard 标准	Test Method 测试方法
6.1	Solder Ability 可焊性	Dip area should be more than 85% 浸锡面积应该超过 85%	<p>Encoder shall be tested according to the following request:</p> <p>Solder: Normal</p> <p>Flux: Rosin Flux having a nominal composition of 25% solids by mass of water white rosin in methyl alcohol solution.</p> <p>Soldering Temperature: $260 \pm 5^\circ \text{C}$</p> <p>Immersing Time: $3 \pm 1\text{s}$</p> <p>Flux immersing time shall be 5 ~10s in normal room temperature.</p> <p>Immersion Depth:</p> <p>Immersion depth shall be at copper plating portion of PCB after mounting. (Thickness of PCB=1.6mm)</p> <p>编码器在下述参数条件下进行试验:</p> <p>(1) 焊料: 常规</p> <p>(2) 焊剂: 焊剂, 质量百分比为 25%松香, 75%甲醇的无色透明溶液。</p> <p>(3) 焊接温度: $260 \pm 5^\circ \text{C}$ 浸渍时间: $3 \pm 1\text{s}$ 焊剂浸渍时间: 5-10s</p> <p>(4) 浸渍深度: 接线端应浸到离开根部 1.6mm 处。</p>
6.2	Solder Heat Resistance 耐焊接热	<p>After test, No abnormalities shall be observed in appearance and operation. Torque decay 30% Max. Contact resistance: 5Ω Max. Insulation resistance: $10\text{M}\Omega$ Min.</p> <p>The Electrical performance requirements specified shall be satisfied.</p> <p>實驗後： 無外觀、熔膠變形不良，扭力衰變 30% Max。 接觸電阻：5Ω Max。 絕緣電阻：$10\text{M}\Omega$ Min。 電氣性能應符合第 4 項要求。</p>	<p>The filter is tested under the following parameters:</p> <p>(1) Mode of welding: SMT</p> <p>(2) Welding temperature and time: Welding :$260 \pm 5^\circ \text{C}$ 5 S Max</p> <p>(3) Manual welding :$330 \pm 10^\circ \text{C}$ 1~2s</p> <p>編碼器在下述參數條件下進行試驗：</p> <p>(1) 焊接方式：SMT</p> <p>(2) 焊接溫度及時間： 自動焊接：$260 \pm 5^\circ \text{C}$ 最多 5S 手工焊接：$330 \pm 10^\circ \text{C}$ 1~2s</p> <p style="text-align: center;">回流焊</p>



产品承认书 PRODUCT SPECIFICATION	承认书编号 (SPC. No.)	FS-WI-SP-1517	页码 PAGE	8/10
	产品型号 MODEL	Encoder	版本 Edition	A0
	产品编码 PART NO.	E8E8-3. 2C60-9B34		

7. Durability characteristics 耐久性能

7.1	Encoder Life 编码器寿命	After test Contact resistance: 5Ω Max. Insulation resistance:10MΩ Min. The decay of the operating force should be within + 30%.	Operation shall be performed continuously at a rate of 30 cycles per minute without load, (Cycles reference drawing) 在不带负荷的条件下, 速度为 30 次/分, 在寿命试验设备上连续转换, (次数参见图纸)
7.2	Switch Life 开关寿命(带开关功能适用)	The electrical performance requirements specified shall be satisfied. 实验后: 接触电阻: 10Ω Max. 绝缘电阻: 10MΩ Min. 操作力衰变应在±30%以内。 电气性能应符合要求。	Operation shall be performed continuously at a rate of 30 cycles per minute load as follow, (Cycles reference drawing) 0.5mA 5VDC 在带以下负荷的条件下, 速度为 30 次/分, 在寿命试验设备上连续转换(次数参见图纸) 0.5mA 5VDC

8. Weather Proof Characteristics 耐候性能:

No.	Item 项目	tandard 标准	Test Method 测试方法
8.1	Cold Proof 低温	After test, Contact resistance: 5Ω Max. Insulation resistance: 10MΩ Min. The Electrical performance requirements specified shall be satisfied.	After testing at $-25 \pm 2^{\circ}C$ for 96 hours, the encoder shall be allowed to stand under normal temperature and humidity conditions for 1 hour, and measurement shall be made within 1 hour after that. Water drops shall be eliminated. 试件在 $-25 \pm 2^{\circ}C$ 的温控箱内保持 96 小时, 然后在正常温度和湿度下恢复 1 小时, 并在此后 1 小时内对试品进行测量, 水滴应消失。
8.2	Hot Proof 高温	实验后: 接触电阻: 5Ω Max. 绝缘电阻: 10MΩ Min. 电气性能应符合第 4 项要求。	After testing at $85 \pm 2^{\circ}C$ for 96 hours, the encoder shall be allowed to stand under normal temperature and humidity conditions for 1 hour, and measurement shall be made within 1 hour after that. 试件在 $85 \pm 2^{\circ}C$ 的温控箱内保持 96 小时, 然后在正常温度和湿度下恢复 1 小时, 并在此后 1 小时内对试品进行测量, 水滴应消失。
8.3	Moisture Resistance 恒定湿热	After test, Contact resistance: 5Ω Max. Insulation resistance: 10MΩ Min. The Electrical performance requirements specified in item 4.3-4.5 shall be satisfied. 实验后: 接触电阻: 5Ω Max. 绝缘电阻: 10MΩ Min. 电气性能应符合 4.3-4.5 条的要求。	After testing at $40 \pm 2^{\circ}C, 90 \sim 95\%RH$ for 96 hours, the encoder shall be allowed to stand under normal temperature and humidity conditions for 1 hour, and measurement shall be made within 1 hour after that. Water drops shall be eliminated. 试件在 $40 \pm 2^{\circ}C, 90 \sim 95\%RH$ 的温控箱内保持 96 小时, 然后在正常温度和湿度下恢复 1 小时, 并在此后 1 小时内对试品进行测量, 水滴应消失。



<p>产品承认书 PRODUCT SPECIFICATION</p>	承认书编号 (SPC. No.)	FS-WI-SP-1517	页码 PAGE	9/10
	产品型号 MODEL	Encoder	版本 Edition	A0
	产品编码 PART NO.	E8E8-3. 2C60-9B34		

No.	Item 项目	tandard 标准	Test Method 测试方法
8.4	Temperature Cycling 温度转换	<p>After test, Contact resistance: 5Ω Max. Insulation resistance: 10MΩ Min. The Electrical performance requirements specified in item 4.3-4.5 shall be satisfied.</p> <p>实验后: 接触电阻: 5Ω Max. 绝缘电阻: 10MΩ Min. 电气性能应符合 4.3-4.5 条的要求。</p>	<p>After 5 cycles of following conditions, the encoder shall be allowed to stand under normal temperature and humidity conditions for 1 hour, and measurement shall be made within 1 hour after that. Water drops shall be eliminated.</p> <p>试件按下述实验条件试验 5 次, 然后在正常温度和湿度下恢复 1 小时, 并在此后 1 小时内对试品进行测量, 水滴应消失。</p>
8.5	Salt Mist 盐雾实验	<p>No remarkable corrosion effecting product function shall be recognized in metal part. 在金属件上没有影响产品性能的腐蚀斑点。</p>	<p>The encoder shall be checked after the following test: Temperature: 35 ± 2° C Salt Solution: 5 ± 1% (Solids by mass). Salt deposit shall be removed by running water.</p> <p>(4) Duration: 24 hours 试件按下述实验后测量: (1) 温度: 35 ± 2°C (2) 盐溶液浓度: 5 ± 1% (质量百分比)。 (3) 盐沉积物用水冲掉。 (4) 时间: 24 小时</p>
8.6	Vulcanization test 硫化试验	<p>After the test is dried, there are no corrosion spots on the metal parts that affect the performance of the product, and the electrical properties should meet the requirements of Article 4. 试验干燥后, 在金属件上没有影响产品性能的腐蚀斑点, 电气性能应符合第 4 条的要求。</p>	<p>The specimens were tested under the following conditions: (1) Temperature : 35 ± 2°C (2) Sodium sulfide solution concentration 2% (mass percentage). (3) Time : 2 minutes. 试件按下述条件实验: (1) 温度: 35 ± 2°C (2) 硫化钠溶液浓度: 2% (品质百分比)。 (3) 时间: 2 分钟。</p>



产品承认书 PRODUCT SPECIFICATION	承认书编号 (SPC. No.)	FS-WI-SP-1517	页码 PAGE	10/10
	产品型号 MODEL	Encoder	版本 Edition	A0
	产品编码 PART NO.	E8E8-3. 2C60-9B34		

9. Management of environmental hazardous substances 環境危害物質管理

This product complies with the "√" hook under the environmental hazardous substances management standard selection.

本產品符合下方“√”勾選的環境危害物質管理標準。

√ 本產品符合歐盟 ROHS 2.0 標準要求.

本產品符合 HF 標準要求.

本產品符合 REACH 標準要求.

10. Storage condition 贮存条件:

10.1 In order to protect the switch performance and the soldering conditions, it should keep the switch under the following conditions:

為防止本產品的性能劣化和耐焊性等性能受到影響，請保管在以下的條件和環境下：

10.1.1. Temperature of 0°C-50°C, with humidity lower than 65%RH;

溫度 0°C-50°C ，濕度65% 以下的環境。

10.1.2. Avoid storing in the environment containing corrosive gas;

避免保存在含有腐蝕性氣體等的空氣中。

10.1.3. Avoid keeping it in the location with direct sunlight.

避免保存在日光能直射的場所。

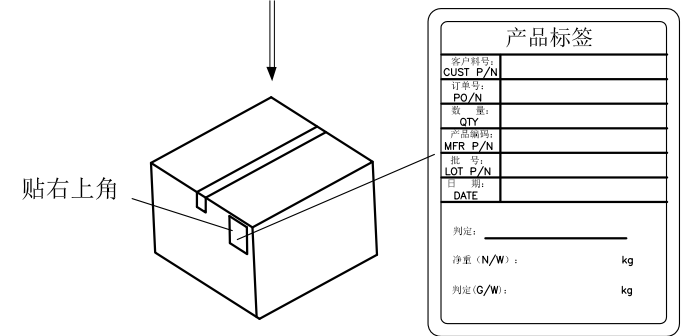
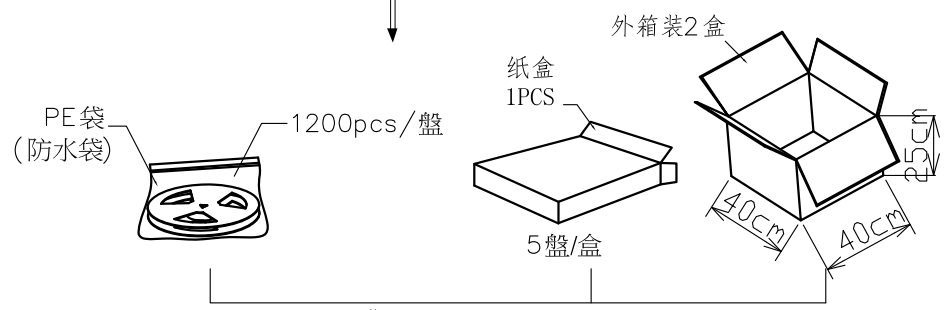
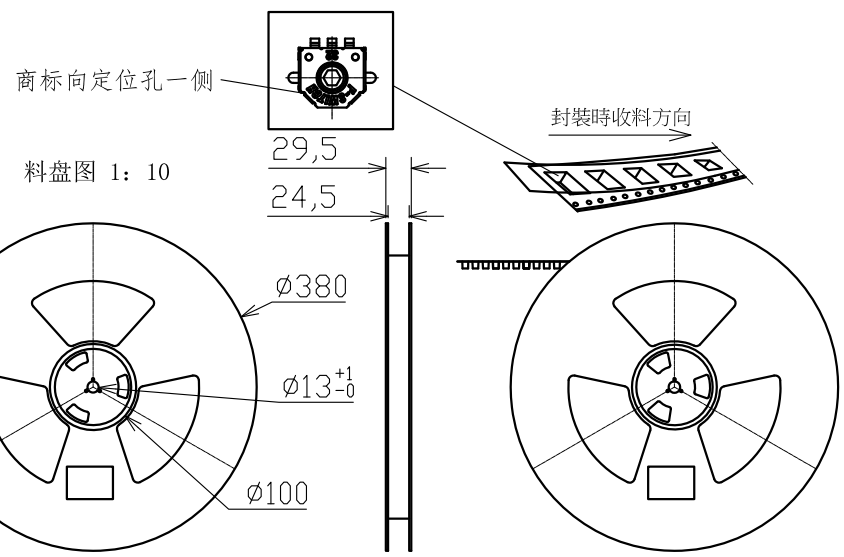
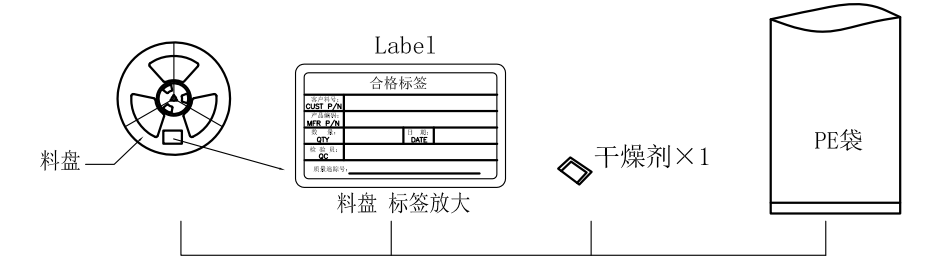
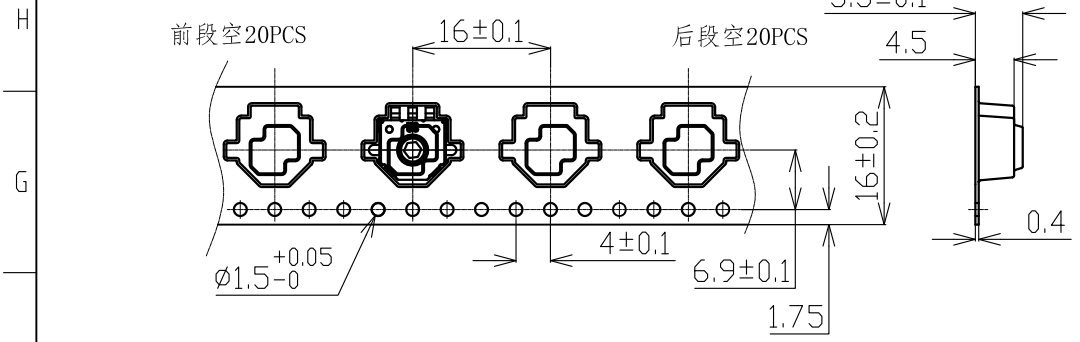
10.1.4. Store using the standard packing without exerting force.

在不施加負重外力的包裝狀態下進行保管。

10.2 The standard storage period is 6 months before opening the package. Preferably to be used as soon as possible. After opening the package, you should put the remaining switches in a plastic bag to prevent from damp and corrosive gas with maximum up to 3 months.

產品未打開包裝的保存標準期限為 6 個月。打開包裝後有剩餘品時，應將剩餘部分以膠袋包裝好以同外界隔離，請進行合適的防濕，防腐蝕氣體等處理後進行保管，保存期限為 3 個月。

10 9 8 7 6 5 4 3 2 1



每箱装12000PCS

- 包装要求:
1. 料盘封装时, 应按图纸要求的方向进行封装(三只端子向定位孔一侧)。
 2. 每盘封装1200pcs成品, 要求每盘前段与后段各空20pcs以上。
 3. 标签贴于料盘标签处, 并一致朝上。
 4. 使用PE胶袋封装, 并置入1包干燥剂, 以热封式封住袋口, 每袋装1盘。
 5. 将包好的料盘装入内盒中, 每盒装5盘。
 6. 每箱装2盒, 然后用胶带封合。
 7. 在外箱填写上与出货型号相应的产品信息。
 8. 在包装箱一侧右上角贴上物料标签, 标签须填写清晰。

A	4		修改	F-SWITCH ELECTRONIC TECHNOLOGY.,LTD			单位	mm	设计	审核	核准
	3		MODIFY				UN I T	一般公差	DCC	R&D	APPD.
	2						GENERAL TOLERANCE	2023. 10. 18	2023. 10. 18	黄炎	
	1			. X±0. 50	. X. ° ±5°	王宝莲	陈列	2023. 10. 18	丰实卫奇		
	0			. XX±0. 3	. X° ±2°						
VER.				名称	材料	比例	图幅	版本			
				TITLE	MATERIAL	SCALE	SIZE	R E V.			
				E8E8编码器外贴片产品包装图		1. 3 : 1	A4	A0			
				料号	体积	角法	张数	图类			
				PART NO.	VOLUME	P R O J.	SHEET	TYPE			
				图号	重量			包装图			
				DRAWING NO.	WEIGHT						

10 9 8 7 6 5 4 3 2 1