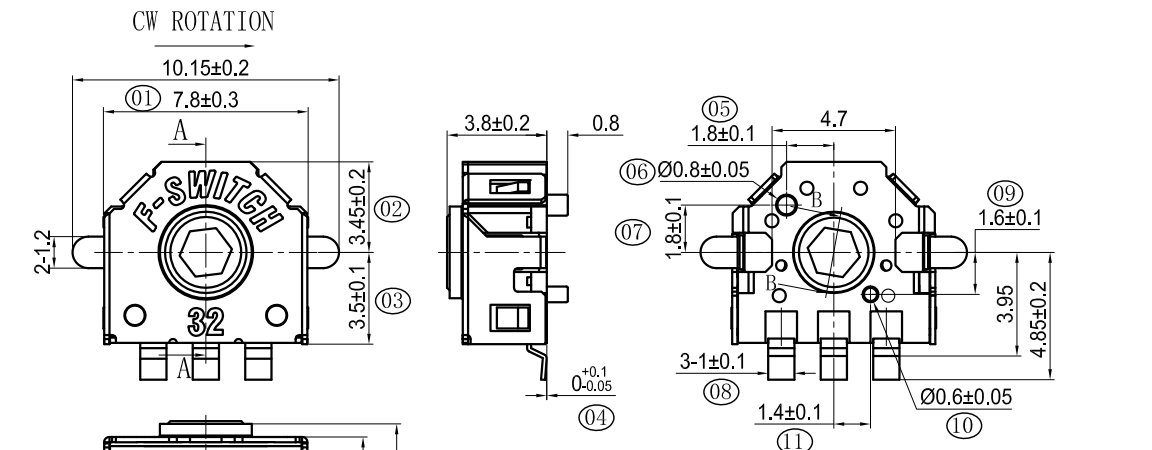




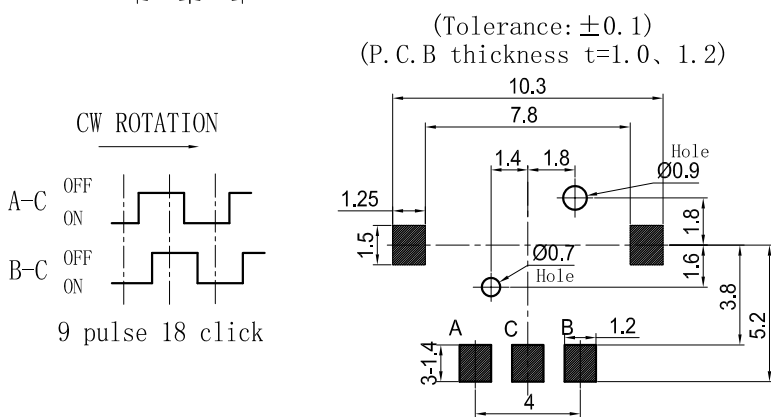
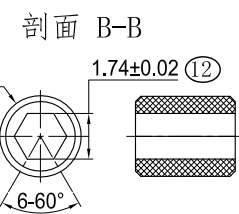
F-SWITCH ELECTRONICS CO.,LTD.

名称 TITLE	ENCODER	料号 PART NO.	E8E8-3.2C20-9B15	图号 DRAWING NO.	FSE8-WI-DR-025
规格 SPEC	卧式外贴SMT型, 7.8×3.8mm 编码器, 本体厚度3.2mm, 孔径1.74mm, 扭力20gf, 9脉冲18定位, 标准齿感, 寿命10万次or20万圈				

No.	Items	Standard	No.	Items	Standard	
1(1.2)	Operating Temperature Range	-40°C to +85°C	19(7.1)	Mechanical Life	100,000 cycles(30 t/min, Torque attenuation <30%)	
2(1.3)	Operating Relative Humidity	≤85% RH	20(7.2)	Electronics Life	100,000 cycles(30 t/min, Torque attenuation <30%)	
3(3)	Ratings	DC 5V 0.5mA	21(8.1)	Cold Proof	-40±2°C 96h	
4(4.1)	Contact Resistance	200mΩ Max(Initial status).	22(8.2)	Hot Proof	85±2°C 96h	
5(4.2)	Insulation Resistance	50MΩ Min.	23(8.3)	Moisture Resistance	40±2°C, 90-95%RH 96h	
6(4.3)	Dielectric Voltage	AC50V · 60s	24(8.4)	Temperature Cycling	-40~85°C, change 5 cycles	
7(4.4)	Output signal format	C.W.	25(8.5)	Salt Mist	5% NaCl 24h	
(5.2)		C.C.W.	26(8.6)	Vulcanization test	3% Na2S 3 minutes	
8(4.4)	Phase-different	T1,T2,T3,T4 ≥ 4mS	Dimensions:			
9(4.5)	Chattering	t1,t3 ≤ 3mS	1	7.8±0.3mm	12	1.74±0.02mm
10(4.5)	Bounce	t2 ≤ 2mS	2	3.45±0.2mm		
11(5.1)	Detent points	18 detent points,each angle:20°±3°	3	3.5±0.1mm		
12(5.3)	Rotational force	20±8gf.cm (Initial status)	4	0+0.1/-0.05mm		
13(5.4)	Tooth Intensity Value	≥70%	5	1.8±0.1mm		
14(5.4)	Tooth sense consistency	≤35%	6	∅0.8±0.05mm		
15(5.5)	Axial Swing Strength	100gf, 60S.	7	1.8±0.1mm		
16(5.6)	Terminal Strength	3N, 10S.	8	1.0±0.1mm		
17(6.2)	Solder Heat Resistance	Dip Soldering	255°C Max 3SMax, 230°C Min 30s Max	9	1.6±0.1mm	
		Manual Soldering	350°C Max, 3s Max	10	∅0.6±0.05mm	
18(6.1)	Solder Ability	255°C Max, 3SMax	11	1.4±0.1mm		



Shaft hole shape and dimension



1. 材质清单 Material list

项目 ITEM	名称 Name	材质 MATERIAL
1	盖片 Cover	SUS301
2	定位片 Anchor Plate	不锈钢 Stainless Steel Strips
3	齿轮 Wheel gear	工程塑料 (PA46)
4	底座 Base	工程塑料 (PA46) 棕色
5	接触片 Contact Spring	磷铜合金 Copper alloy
6	端子 Terminal	铜合金 Copper alloy

VER.	内容 S.U.B.	修改 MODIFY	日期 DATE	公差 TOLERANCE		单位 UNIT	张数 SHEET	图幅 SIZE	图类 TYPE
10				L<5	±0.2	mm	1/1	A4	成品图
				L<10	±0.3	版本 REV.	设计 DSGD.	审核 CHKD.	核准 APPD.
				L<30	±0.5	A0			
				.X° ±2°	X.° ±5°	比例 SCALE			
				角法 PROJ.		5:1			