





送承認日期序號	FS091210826-0066		
承認書編號	FS-WI-SP-973	發行日期	2021-8-26
版次	A/0	總頁數	11

# 產品承認書

## Specification for Approval

客戶名稱 Customer		客戶代碼	FC091
客戶部件料號 Customer Part No.		外形圖 Shape chart	
產品型號 Product Model	<b>Encoder (立式插板型)</b>		
F-SWITCH 料號 Company Part No.	<b>E6A1-2.8C15-12B15</b>		
產品規格 Prduct SPEC.	立式插板型, 5.7*2.7mm 編碼器, 安裝高度 2.8mm, 六方孔徑 1.73mm, 扭力 15±3gf, 12 脈沖 12 定位, 標準齒感, 壽命 10 萬次。		

客戶確認 Customer confirmation	
採購 Purchase	
品管 Quality	
工程 Engineer	
<p>客戶簽署 (蓋章)</p> <p>Sign for Customer Approved</p> <p>確認日期: _____.</p>	

公司確認 Company confirmation	
製作 Prepared by	
工程 Engineer	
批准 Approved by	
<p><b>F-SWITCH</b> 公司簽署 (蓋章)</p> <p>Sign for Company Approved</p> <p>確認日期: _____.</p>	

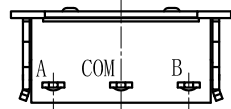
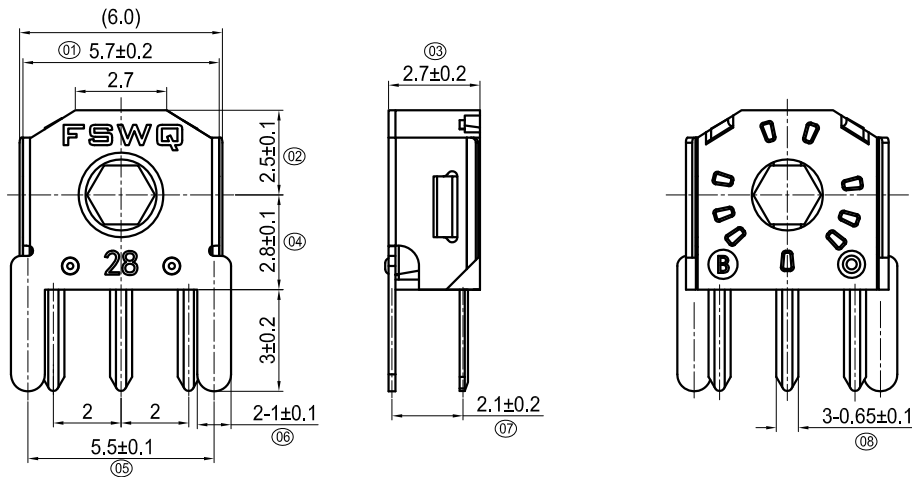
<p>Index:</p> <p>P1: Specification drawing;</p> <p>P2-P10: Specification;</p> <p>P11:Paking drawing</p>
---



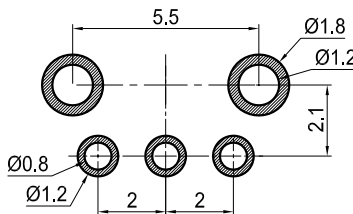
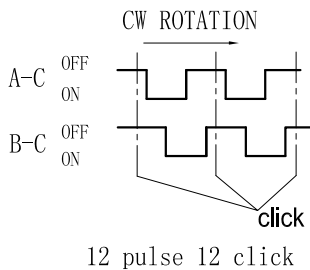
# F-SWITCH ELECTRONICS CO.,LTD.

名称 TITLE	ENCODER	料号 PART NO.	E6A1-2.8C15-12B15	图号 DRAWING NO.	FSE6-WI-DR-005
规格 SPEC	立式插板型, 5.7x2.7mm编码器, 安装高度2.8mm, 六方孔径1.73mm, 扭力15gf, 12脉冲12定位, 标准齿感, 寿命10万次				

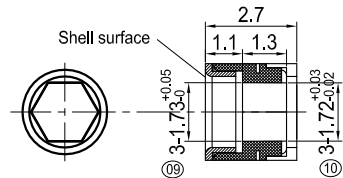
No.	Items	Standard	No.	Items	Standard
1(1.2)	Operating Temperature Range	-40°C to +85°C	19(7.1)	Mechanical Life	100,000 cycles(30 t/min, Torque attenuation <30%)
2(1.3)	Operating Relative Humidity	≤85% RH	20(7.2)	Electronics Life	100,000 cycles(30 t/min, Torque attenuation <30%)
3(3)	Ratings	DC 5V 0.5mA	21(8.1)	Cold Proof	-40±2°C 96h
4(4.1)	Contact Resistance	200mΩ Max(Initial status )	22(8.2)	Hot Proof	85±2°C 96h
5(4.2)	Insulation Resistance	10MΩ Min.	23(8.3)	Moisture Resistance	40±2°C · 90-95%RH 96h
6(4.3)	Dielectric Voltage	AC50V · 60s	24(8.4)	Temperature Cycling	-40~85°C · change 5 cycles
7(4.4)	Output signal format	C.W. 12pulse/360°,A(A~C),B(B~C)	25(8.5)	Salt Mist	5% Nacl 24h(Cut surface exemption)
(5.2)		C.C.W. 12pulse/360°,B(B~C),A(A~C)	26(8.6)	Vulcanization test	3% Na2s 3 minutes(Cut surface exemption)
8(4.4)	Phase-different	T1,T2,T3,T4 ≥ 4mS	Dimensions:		
9(4.5)	Chattering	t1,t3 ≤ 3mS	1	Body width	5.7±0.2
10(4.5)	Bounce	t2 ≤ 2mS	2	Top height	2.5±0.1
11(5.1)	Detent points	12detent points,each angle:30°±3°	3	Body thickness	2.7±0.1
12(5.3)	Rotational force	12±5gf.cm (Initial status )	4	Use height	2.8±0.1
13(5.4)	Tooth Intensity Value	/	5	Shell foot distance	5.5±0.1
14(5.4)	Tooth sense consistency	/	6	Width of Shell foot	1.0±0.1
15(5.5)	Axial Swing Strength	1N, 60S	7	Shell foot and pin spacing	2.1±0.2
16(5.6)	Terminal Strength	1N, 10S.	8	Width of Pin	0.65±0.1
17(6.2)	Solder Heat Resistance	wave Soldering 265°C Max, 5S Max, Manual Soldering 350°C Max, 3S Max	9	Hexagonal hole size(Shell surface)	1.73 <sup>+0.05</sup> <sub>0</sub>
18(6.1)	Solder Ability	245°C Max, 3S Max	10	Square Hole Size(Back surface)	1.72 <sup>+0.03</sup> <sub>-0.02</sub>



PCB Installation Dimensions (Tolerance: ±0.1)



Shaft hole shape and dimension



1. 材质清单 Material list

项目 ITEM	名称 Name	材质 MATERIAL
1	盖片 Cover	铜合金 Copper alloy
2	定位片 Anchor Plate	不锈钢 Stainless Steel Strips
3	齿轮 Wheel gear	工程塑料 (PA46)
4	底座 Base	工程塑料 (PA46)
5	接触片 Contact Spring	铜合金 Copper alloy
6	端子 Terminal	铜合金 Copper alloy

VER.	内容 S.U.B.	修改 MODIFY	日期 DATE	公差 TOLERANCE	单位 UNIT	张数 SHEET	图幅 SIZE	图类 TYPE
①				L<5 ±0.2	mm	1/1	A4	成品图
②				L<10 ±0.3				
③				L<30 ±0.5	A1			
④				.X° ±2° X.° ±5° 角法 PROJ.5	比例 SCALE			



<b>產品承認書</b> PRODUCT SPECIFICATION	承認書編號(SPC. No.)	FS-WI-SP-973	頁碼 PAGE	2 / 10
	產品型號 MODEL	Encoder	版本 Edition	A0
	產品編碼 PART NO.	E6A1-2.8C15-12B15		

### 1. General Characteristics 一般特性:

1.1 Application: This specification is applied to rotary encoder used for general.

適用範圍：該承認書適於通用旋轉編碼器。

1.2 Operating Temperature Range: -40°C to +85°C

使用溫度範圍：-40°C to +85°C

1.3 Operating Relative Humidity: ≤85% RH

使用相對濕度：≤85%RH

1.4 Test Conditions: Unless otherwise specified, the atmospheric conditions for making measurements and tests are as follows:

試驗條件：除非另有規定，進行測量和試驗的大氣條件如下：

Environment Temperature: 5~35°C

环境温度：5~35°C

Relative Humidity: 45~85%

相对湿度：45~85%

Atmospheric Pressure: 86~106Kpa (860~1060mbar)

大气压力：86~106Kpa (860~1060mbar)

### 2. Appearance, Structure and Dimensions 外觀，結構和尺寸:

2.1 Appearance: The encoder shall have good finishing, and no rust, crack or plating defects.

外觀：產品外觀良好，無銹蝕、裂紋和鍍層缺陷。

2.2 Structure & Dimensions: See Product Specifications.

结构及尺寸：参见产品规格图。

2.3 Markings: See Product Specifications.

标识：参见产品规格图。

### 3. Ratings 額定負荷：5VDC 0.5mA。

### 4. Electrical Characteristics 電氣特性:

No.	Item 項目	Criteria 標準	Test Method 實驗方法
4.1	Contact Resistance 接觸電阻	200mΩ Max. (初始值 initial value)	Using the micro resistance tester with error less than 5% for testing. 使用誤差小於5%的微電阻測試儀進行測試。
4.2	Insulation Resistance 絕緣電阻	50MΩ Min.	Using the insulation resistance tester, setting parameters to DC50V, The insulation resistance between the terminal and the cover, the terminal and the terminal is test. 使用絕緣電阻測試儀，設置參數為DC50V，測試端子與外殼，端子與端子之間的絕緣阻抗。
4.3	Dielectric Voltage 抗電強度	AC50V test 60s, Nodielectric breakdown shall occur. AC50V 測試 60s 無擊穿現象發生。	Using the voltage resistance tester, set the parameters to the AC50V, test the voltage resistance between the terminal and cover or terminal and terminal, time is 60s. 使用耐電壓測試儀，設置參數為AC50V，測試端子和外殼或端子與端子之間的耐電壓，時間60s。

產品承認書 PRODUCT SPECIFICATION	承認書編號(SPC. No.)	FS-WI-SP-973	頁碼 PAGE	3 / 10
	產品型號 MODEL	Encoder	版本 Edition	A0
	產品編碼 PART NO.	E6A1-2.8C15-12B15		

No.	Item 項目	Tandard 标准	Test Method 测试方法	
4.4	Output signal format 輸出信號	T1, T2, T3, T4 ≥ 4ms	The encoder rotates 360 degrees per second, 2 Phase-different signals (signalA, signalB) Derails shown in (The broken line shows detent position.) 編碼器每秒鐘轉動 360 度, A、B 兩信號輸出相位差, 輸出波形詳細見圖, 卡點位置如下圖所示(虛線表示帶卡點裝置的上擊子處位置)	
		Shaft rotational direction 軸回轉方向	Signal (Between terminals) 信號(端子之間)	<p style="text-align: center;">Output 輸出波形</p>
		C. W.	A (A~C)	
			B (B~C)	
C. C. W.	A (A~C)			
	B (B~C)			
4.5	Switching characteristics 切換特性	Chattering 振動 Fig. 1 t1, t3 < 3ms	<p>The encoder is connected to the circuit in Figure 1. The encoder rotates 360 degrees per second. When the circuit is switched from ON to OFF, At 2.5 v voltage, test circuit generates vibration time, when every times. 將編碼器按圖 1 的電路接在示波器上, 編碼器每秒鐘轉動 360 度, 當電路從 ON 到 OFF 的瞬間, 每次轉換, 在電壓 2.5V 時, 測試電路產生振動的時間。</p> <p style="text-align: center;">Fig 1</p> <p style="text-align: center;">Fig: 2</p>	
		Sliding noise (Bounce) 跳动 Fig. 2 t2 < 2ms	<p>The encoder is connected to the circuit in Figure 1. The encoder rotates 360 degrees per second, when the circuit in the ON region, test circuit generation time of jitter. Beating position acquisition should be in the ON region of voltage at 2.5V voltage position. In the ON region, In the ON region, voltage at 2.5V phenomenon occurs more than 2 times, it is considered to be continuous beating. 將編碼器按圖 1 的電路接在示波器上, 編碼器每秒钟轉動 360 度, 當電路在 ON 區域時, 測試電路產生跳動的時間. 跳動位置的獲取應在 ON 區域, 電壓在 2.5V 的位置。 在 ON 區域, 電壓在 2.5V 的現象出現 2 次以上的, 被認為是連續跳動。</p>	

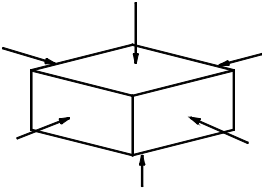
F-SWITCH ELECTRONICS CO., LTD.

<b>產品承認書</b> PRODUCT SPECIFICATION	承認書編號(SPC. No.)	FS-WI-SP-973	頁碼 PAGE	4 / 10
	產品型號 MODEL	Encoder	版本 Edition	A0
	產品編碼 PART NO.	E6A1-2.8C15-12B15		

**5. Mechanical Characteristics 機械特性**

No.	Item 項目	tandard 标准	Test Method 测试方法
5.1	Detent points 执子点数与位置	12 detent points each detent angle:30° ±5° 12 点执子 每点角度: 30° ±5°	
5.2	Output waves 输出波形数	12pulse/360° 12 脉波/360°	Oscilloscope test available. 可使用示波器测试。
5.3	Rotational force 旋转力矩	8±5gf.cm	Use of torsion gauges , The test head is inserted into the rotating shaft , rotates according to the rotation direction of the shaft, and the experiment is carried out with the uniform rotation force, Read maximum. 使用扭力計，把測試頭插入轉軸中，沿軸的轉動方向，使用均勻的旋轉力進行測試，讀取最大值。
5.4	Terminal Strength 端子強度	Shall be free from terminal looseness, damage and insulator breakage. The electrical performance requirements specified shall be satisfied. 端子無鬆動，損壞及絕緣層的破裂。 電氣性能應符合第 4 項要求。	A static load of 3N shall be applied to the tip of terminals for 10s in any direction. 任意方向施加 1N 作用力於接線端末端，持續時間 10s.

產品承認書 PRODUCT SPECIFICATION	承認書編號(SPC. No.)	FS-WI-SP-973	頁碼 PAGE	5 / 10
	產品型號 MODEL	Encoder	版本 Edition	A0
	產品編碼 PART NO.	E6A1-2.8C15-12B15		

No.	Item 項目	tandard 標準	Test Method 測試方法
5.5	Vibration Proof 振動	<p>After test, Contact resistance:5Ω Max. Insulation resistance:10MΩ Min. The electrical performance requirements specified shall be satisfied. No abnormalities shall be recognized in appearance and construction.</p> <p>實驗後： 接觸電阻：5Ω Max. 絕緣電阻：10MΩ Min. 電氣性能應符合要求。 表面及結構無明顯變形。</p>	<p>Encoder shall be secured to a testing machine by a normal mounting device and method. Encoder shall be tested according to the following request::</p> <ol style="list-style-type: none"> <li>(1) Vibration frequency range = 10~55 Hz</li> <li>(2) Total amplitude =1.5mm</li> <li>(3) Sweep ratio: 10~55~10Hz Approx. 1 min</li> <li>(4) Method of changing the sweep vibration frequency: linear</li> <li>(5) Direction of vibration: Three perpendicular directions including actuating direction.</li> <li>(6) Duration: 2 hours (6 hours in total)</li> </ol> <p>編碼器採用常規的安裝方法牢固地安裝在試驗設備上，並在下述參數條件下進行試驗：</p> <ol style="list-style-type: none"> <li>(1) 振頻=10-55Hz</li> <li>(2) 振幅 1.5mm</li> <li>(3) 振動變化速率：10-55-10Hz 大約 1 分鐘</li> <li>(4) 變頻方法：線性型式</li> <li>(5) 振動方向：三個相互垂直的方向，其中一個方向應是促動元件運動的方向。</li> <li>(6) 時間：每個方向 2 小時（共 6 小時）。</li> </ol>
5.6	Mechanical Shock 耐衝擊	<p>After test, Contact resistance: 5Ω Max. Insulation resistance:10MΩ Min. The Electrical performance requirements specified shall be satisfied. Shall be free from mechanical abnormalities.</p> <p>實驗後： 接觸電阻：5Ω Max. 絕緣電阻：10MΩ Min. 電氣性能應符合要求。 表面無變形且操作無異常。</p>	<p>Encoder shall be tested according to the following request:</p> <ol style="list-style-type: none"> <li>(1) Mounting Method: Normal</li> <li>(2) Acceleration: 490m/s<sup>2</sup> (50G)</li> <li>(3) Duration: 11ms</li> <li>(4) Test Direction: 6 directions</li> </ol>  <p>(5) Number of shocks: 3 times per direction (18 times in total)</p> <p>編碼器在下述參數條件下進行試驗：</p> <ol style="list-style-type: none"> <li>(1) 安裝方法：常規方法</li> <li>(2) 加速度：490m/ s<sup>2</sup> (50G)</li> <li>(3) 時間：11ms</li> <li>(4) 實驗方向：圖示 6 方向</li> <li>(5) 衝擊次數：每個方向 3 次（總共 18 次）</li> </ol>

產品承認書 PRODUCT SPECIFICATION	承認書編號(SPC. No.)	FS-WI-SP-973	頁碼 PAGE	6 / 10
	產品型號 MODEL	Encoder	版本 Edition	A0
	產品編碼 PART NO.	E6A1-2.8C15-12B15		

## 6. Soldering Characteristics 焊接性能

No.	Item 項目	standard 標準	Test Method 測試方法
6.1	Solder Ability 可焊性	Melting surface area should exceed 95% of the total 熔錫面面積應該超過 95%	<p>The crucible is tested under the following parameters :</p> <p>(1) solder: tin paste containing more than 3% silver.                      (2) Welding temperature :245°Cmin. ;                      (3) Welding time :3 s min.</p> <p>編碼器在下述參數條件下進行試驗：</p> <p>(1) 焊料：含銀 3%以上錫膏。                      (2) 焊接溫度：245°C Min。                      (3) 熔焊時間：3s Min.</p>
6.2	Solder Heat Resistance 耐焊接熱	No abnormalities shall be observed in appearance and operation. 無外觀、熔膠變形不良，扭力衰變 Max 10%。電訊性能符合第 4 項。	<p>The filter is tested under the following parameters:</p> <p>Method of welding: SMT                      Soldering temperature and time:                      Automatic welding :250°C above 3-5 S: 230°C above 30-40 S;                      Manual welding :°CMax 3s Max 350</p> <p>編碼器在下述參數條件下進行試驗：</p> <p>(1) 焊接方式：SMT                      (2) 焊接溫度及時間：                      自動焊接：250°C以上 3-5S: 230°C以上 30-40S;                      (3) 手工焊接：350°C Max 3s Max</p>

F-SWITCH ELECTRONICS CO., LTD.

產品承認書 PRODUCT SPECIFICATION	承認書編號(SPC. No.)	FS-WI-SP-973	頁碼 PAGE	7 / 10
	產品型號 MODEL	Encoder	版本 Edition	A0
	產品編碼 PART NO.	E6A1-2.8C15-12B15		

7. Durability characteristics 耐久性能

No.	Item 項目	tandard 標準	Test Method 測試方法
7.1	Mechanical Life 機械壽命	<p>After test Contact resistance: 5Ω Max. Insulation resistance:10MΩ Min. The decay of the operating force should be within + 50%. The electrical performance requirements specified in item 4.3-4.5 shall be satisfied.</p> <p>實驗後： 接觸電阻：5Ω Max. 絕緣電阻：10MΩ Min. 操作力衰變應在±30%以內。 機械性能應符合第 5.1、5.3 條的要求。</p>	<p>Under the condition of no load, the speed is 30 times per minute, and the life test equipment is continuously converted on the life test equipment. the working mode of the life test equipment is to rotate 360 degrees counterclockwise immediately after rotating 360 degrees clockwise for the test once.</p> <p>在不帶負荷的條件下，速度為 30 次/分鐘，在壽命試驗設備上連續轉換，壽命試驗設備工作方式是順時針方向旋轉 360 度後立即逆時針方向旋轉 360 度為試驗 1 次。</p>
7.2	Electronics Life 電氣壽命	<p>After the experiment: Contact resistance :5ΩMax. Electrical resistance :10 MΩMin. No pulse number increases or decreases badly. The telecommunication performance shall meet the requirements of Sections 4.4 and 4.5</p> <p>實驗後： 接觸電阻：5Ω Max. 絕緣電阻：10MΩ Min. 无脉冲数增加或减少不良。 電訊性能應符合第 4.4、4.5 條的要求。</p>	<p>Under the condition of the following load, the speed is 30 times / min, and the life test equipment is continuously converted on the life test equipment. The working mode of the life test equipment is to rotate 360 degrees counterclockwise immediately after the clockwise rotation 360 degrees for the test once. . Load :0.1 mA 5VDC.</p> <p>在帶以下負荷的條件下，速度為 30 次/分，在壽命試驗設備上連續轉換，壽命試驗設備工作方式是順時針方向旋轉 360 度後立即逆時針方向旋轉 360 度為試驗 1 次。 負載：0.1mA 5VDC.</p>

8. Weather Proof Characteristics 耐候性能：

8.1	Cold Proof 低溫	<p>After test, Contact resistance: 5ΩMax. Insulation resistance:10MΩ Min.</p> <p>The Electrical performance requirements specified shall be satisfied.</p> <p>實驗後： 接觸電阻：5Ω Max. 絕緣電阻：10MΩ Min. 電氣性能應符合第 4 項要求。</p>	<p>The test piece shall remain free for 240 hours in a temperature control box of -40 ±2°C, and then recover for 1 hour at normal temperature and humidity. The test piece shall be measured within 1 hour thereafter. The water droplets shall disappear.</p> <p>試件在-40±2°C的溫控箱內無工作靜態保持 240 小時，然後在正常溫度和濕度下恢復 1 小時，並在此後 1 小時內對試品進行測量，水滴應消失。</p>
8.2	Hot Proof 高溫	<p>The test piece is kept at 240hours without working pressure in the temperature control box of 85±2°C, then recovered at normal temperature and humidity for 1 hour, and measured within 1 hour after that, the water droplets should disappear. 試件在 85±2°C 的溫控箱內無工作靜態保持保持 240 小時，然後在正常溫度和濕度下恢復 1 小時，並在此後 1 小時內對試品進行測量，水滴應消失。</p>	<p>The test piece is kept at 240hours without working pressure in the temperature control box of 85±2°C, then recovered at normal temperature and humidity for 1 hour, and measured within 1 hour after that, the water droplets should disappear. 試件在 85±2°C 的溫控箱內無工作靜態保持保持 240 小時，然後在正常溫度和濕度下恢復 1 小時，並在此後 1 小時內對試品進行測量，水滴應消失。</p>



產品承認書 PRODUCT SPECIFICATION	承認書編號(SPC. No.)	FS-WI-SP-973	頁碼 PAGE	8 / 10
	產品型號 MODEL	Encoder	版本 Edition	A0
	產品編碼 PART NO.	E6A1-2.8C15-12B15		

No.	Item 項目	tandard 标准	Test Method 测试方法
8.3	Moisture Resistance 恒定濕熱	<p>After test, Contact resistance: 5Ω Max. Insulation resistance: 10MΩ Min.</p> <p>The Electrical performance requirements specified in item 4.3-4.5 shall be satisfied.</p> <p>實驗後： 接觸電阻：5Ω Max. 絕緣電阻：10MΩ Min. 電氣性能應符合第 4.3-4.5 條的要求。</p>	<p>After testing at 40±2° C , 90~95% RH for 240 hours, the encoder shall be allowed to stand under normal temperature and humidity conditions for 1 hour, and measurement shall be made within 1 hour after that. Water drops shall be eliminated.</p> <p>試件在 40±2°C，90-95%RH 的溫控箱內無工作靜態保持 240 小時，然後在正常溫度和濕度下恢復 1 小時，並在此後 1 小時內對試品進行測量，水滴應消失。</p>
8.4	Temperature Cycling 溫度轉換	<p>After test, Contact resistance: 5Ω Max. Insulation resistance: 10MΩ Min. The electrical performance requirements specified in item 4.3-4.5 shall be satisfied.</p> <p>實驗後： 接觸電阻：5Ω Max. 絕緣電阻：10MΩ Min. 電氣性能應符合第 4.3-4.5 條的要求。</p>	<p>After 5 cycles of following conditions, the encoder shall be allowed to stand under normal temperature and humidity conditions for 1 hour, and measurement shall be made within 1 hour after that. Water drops shall be eliminated.</p> <p>試件按下述實驗條件試驗 5 次，然後在正常溫度和濕度下恢復 1 小時，並在此後 1 小時內對試品進行測量，水滴應消失。</p> <p>The diagram shows a temperature cycling profile. It starts at Room Temp., drops to -25°C ± 3°C, dwells for 30 min, then ramps up to 85°C ± 2°C, dwells for 30 min, and then ramps down back to Room Temp. The transition times are 10-15 min. One full cycle is indicated.</p>
8.5	Salt Mist 鹽霧實驗	<p>After the test is dried, there are no corrosion spots on the metal parts that affect the performance of the product, and the electrical properties should meet the requirements of Article 4.</p> <p>試驗乾燥後，在金屬件上沒有影響產品性能的腐蝕斑點，電氣性能應符合第 4 條的要求。</p>	<p>The encoder shall be checked after the following test:</p> <ol style="list-style-type: none"> <li>(1) Temperature: 35±2° C</li> <li>(2) Salt Solution: 5±1% (Solids by mass).</li> <li>(3) Salt deposit shall be removed by running water.</li> <li>(4) Duration: 48 hours</li> </ol> <p>試件在下述實驗後測量：</p> <ol style="list-style-type: none"> <li>(1) 溫度：35±2°C</li> <li>(2) 鹽溶液濃度：5±1%（品質百分比）。</li> <li>(3) 鹽沉積物用水沖掉。</li> <li>(4) 時間：48 小時</li> </ol>

F-SWITCH ELECTRONICS CO., LTD.

<b>產品承認書</b> PRODUCT SPECIFICATION	承認書編號(SPC. No.)	FS-WI-SP-973	頁碼 PAGE	9 / 10
	產品型號 MODEL	Encoder	版本 Edition	A0
	產品編碼 PART NO.	E6A1-2.8C15-12B15		

8.6	Vulcanization test 硫化試驗	After the test is dried, there are no corrosion spots on the metal parts that affect the performance of the product, and the electrical properties should meet the requirements of Article 4. 試驗乾燥後，在金屬件上沒有影響產品性能的腐蝕斑點，電氣性能應符合第 4 條的要求。	The specimens were tested under the following conditions: (1) Temperature :35±2°C (2) Potassium sulfide solution concentration 2%(mass percentage). Time :2 minutes. 試件按下述條件實驗： (2) 溫度：35±2°C (2) 硫化鉀溶液濃度：2%（品質百分比）。 (3) 時間：2 分鐘。
-----	----------------------------	--	--

**9. Management of environmental hazardous substances 環境危害物質管理**

This product complies with the "√" hook under the environmental hazardous substances management standard selection.

本產品符合下方“√”勾選的環境危害物質管理標準。

√ 本產品符合歐盟 ROHS 2.0 標準要求。

本產品符合 HF 標準要求。

√ 本產品符合 REACH 標準要求。

**10. Storage condition 貯存條件：**

10.1 In order to protect the switch performance and the soldering conditions, it should keep the switch under the following conditions:

為防止本產品的性能劣化和耐焊性等性能受到影響，請保管在以下的條件和環境下：

10.1.1. Temperature of -30°C to +80°C, with humidity lower than 85%RH;

溫度 -30°C 以上，+80°C 以下，濕度85% 以下的環境。

10.1.2. Avoid storing in the environment containing corrosive gas;

避免保存在含有腐蝕性氣體等的空氣中。

10.1.3. Avoid keeping it in the location with direct sunlight.

避免保存在日光能直射的場所。

10.1.4. Store using the standard packing without exerting force.

在不施加負重外力的包裝狀態下進行保管。

10.2 The standard storage period is 12 months before opening the package. Preferably to be used as soon as possible. After opening the package, you should put the remaining switches in a plastic bag to prevent from damp and corrosive gas with maximum up to 3 months.

產品未打開包裝的保存標準期限為 12 個月。打開包裝後有剩餘品時，應將剩餘部分以膠袋包裝好以同外界隔離，請進行合適的防濕，防腐蝕氣體等處理後進行保管，保存期限為 3 個月。

10

9

8

7

6

5

4

3

2

1

H

G

F

E

D

C


B

A

2.8-4.5mm通用




干燥剂×1




Step1

产品合格证

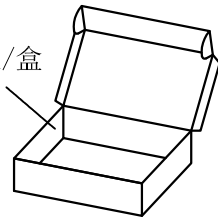


1000pcs/袋

泡沫棉防护



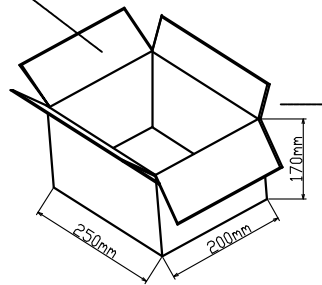
2袋/盒



内盒: FMK-910-11

Step2

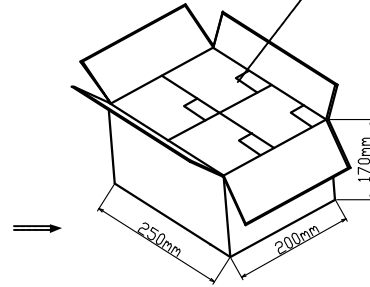
外箱




大箱: FMK-900-20

Step3

平装6盒

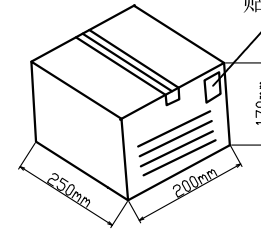


外箱Label



Step4

贴右上角



2000pcs/盒\*6盒/箱=12000PCS

Step5

包装要求:

1. 每一袋装1000pcs成品, 装入一包干燥剂;
2. 每盒装2袋, 封装好产品, 在胶袋上贴好标签;
3. 用泡沫棉包好, 做好防护, 装入内盒;
4. 装箱时平装, 纸箱共装6盒。
5. 将装好的包装箱, 用胶带封好, 在大箱两侧填写好产品信息, 然后在大箱右上角贴上产品标签, 然后入库等待出货。
6. 根据客户要求选用大箱规格。

△	
3	
△	
△	
VER.	

修改  
MODIFY

F-SWITCH ELECTRONICS CO., LTD.

名称 TITLE	E6A1插脚编码器包装图
料号 PART NO.	/
图号 DRAWING NO.	FSE6-WI-PK-002

材质 MATERIAL	
体积 VOLUME	
重量 WEIGHT	

单位 UNIT	mm
一般公差 GENERAL TOLERANCE	
.X±0.50	X.°±5°
.XX±0.3	.X°±2°
.XXX±0.1	
表面积 SURFACE	

设计 DSGD.	审核 CHKD.	核准 APPD.			
R&D 20210826 陈列	R&D 20210826 陈列	黄炎 20210826 李安卫奇			
比例 SCALE	1.3:1	图幅 SIZE	A4	版本 REV.	A1
角法 P R O J.		张数 SHEET	1/1	图类 TYPE	包装图

10

9

8

7

6

5

4

3

2

1